

## Tuvalu<sup>1</sup>

Population: 11 thousand (2017)

GDP Per Capita (2011 PPP Dollar): 3,385

Country Income Grouping (ESCAP): Lower middle income

National Statistical Website: [tuvalu.prism.spc.int/](http://tuvalu.prism.spc.int/)



### National statistical system

#### Statistical legislation

**Legislative status:** Has a statistical act for producing official statistics

- Protects confidentiality of respondent's information
- Requires a transparent statistical system
- Protects independence of official statistics from political influence
- Allows agencies in the national statistical system to acquire administrative data for statistical purposes

#### National Strategy for the Development of Statistics

##### National Strategy for the Development of Statistics (NSDS)

- Developed but not implemented yet
- ✗ Not available on public website

##### Does not include

- |  |   |
|--|---|
| <ul style="list-style-type: none"> <li>✗ Issues related to coordination across the national statistical system</li> <li>✗ Issues related to existing statistical legislation</li> <li>✗ Issues related to government support and advocacy</li> </ul> | <ul style="list-style-type: none"> <li>✗ Detailed action plan</li> <li>✗ Monitoring and review process</li> <li>✗ Linkage to country's National Development Plan</li> </ul> |
|--|---|

#### Practical arrangements for the implementation of the NSDS

- |  |  |
|--|--|
| <ul style="list-style-type: none"> <li>● There is sufficient government support</li> </ul> | <ul style="list-style-type: none"> <li>● Advocacy activities are planned and/or conducted for securing government support</li> </ul> |
|--|--|

#### Dissemination

- |   |   |
|---|---|
| <ul style="list-style-type: none"> <li>✗ A data dissemination policy is not in place and available to users</li> <li>✗ Contact information is not published</li> <li>● Statistical publications, documents, and other services, including information on data charges available to users</li> </ul> | <ul style="list-style-type: none"> <li>✗ A data bank/hub for users to access published statistics is not available</li> <li>✗ An advance release calendar is not published</li> </ul> |
|---|---|

#### Coordination among producers of economic statistics


- |   |  |
|---|--|
| <ul style="list-style-type: none"> <li>● Clearly specified responsibility of producing the Core Set<sup>2</sup> of Economic Statistics among agencies</li> <li>● Plans currently being implemented or under development to improve coordination of production of economic statistics</li> </ul> | <ul style="list-style-type: none"> <li>✗ Systems not in place that allow for data sharing among data producing agencies</li> </ul> |
|---|--|


#### Advocacy for economic statistics








- |  |  |
|--|--|
| <ul style="list-style-type: none"> <li>● Regular activities to enhance awareness and use of official economic statistics among users (e.g. government, universities and research organisations)</li> <li>✗ Regular users' surveys to assess users' needs and satisfaction are not available</li> </ul> | <ul style="list-style-type: none"> <li>✗ Other user engagement activities are not available</li> </ul> |
|--|--|

<sup>1</sup> This national summary is based on information provided by Tuvalu to ESCAP as part of the Regional Programme for the Improvement of Economic Statistics in Asia and the Pacific. Further information is available at <http://communities.unescap.org/economic-statistics>

<sup>2</sup> The Core Set of Economic Statistics, including detailed descriptions of each Core Set item is available at [http://undocs.org/en/E/ESCAP/CST\(2\)/4](http://undocs.org/en/E/ESCAP/CST(2)/4)

	<h2 style="color: #800040;">Statistics training</h2>
	<ul style="list-style-type: none"> <li>● Has a dedicated unit within the national statistical system or government that oversees staff training in general</li> </ul> <p><b>Induction programmes on statistics</b> (basic statistical concepts and processes) are organized for:</p> <ul style="list-style-type: none"> <li>● Statistical staff working on economic statistics in the <b>National Statistical Office (NSO)</b></li> <li>● Statistical staff working on economic statistics in <b>other agencies</b></li> </ul> <p><b>Specific training on economic statistics</b> is provided to:</p> <ul style="list-style-type: none"> <li>● Statistical staff working on economic statistics in the <b>NSO</b></li> <li>● Statistical staff working on economic statistics in <b>other agencies</b></li> </ul>

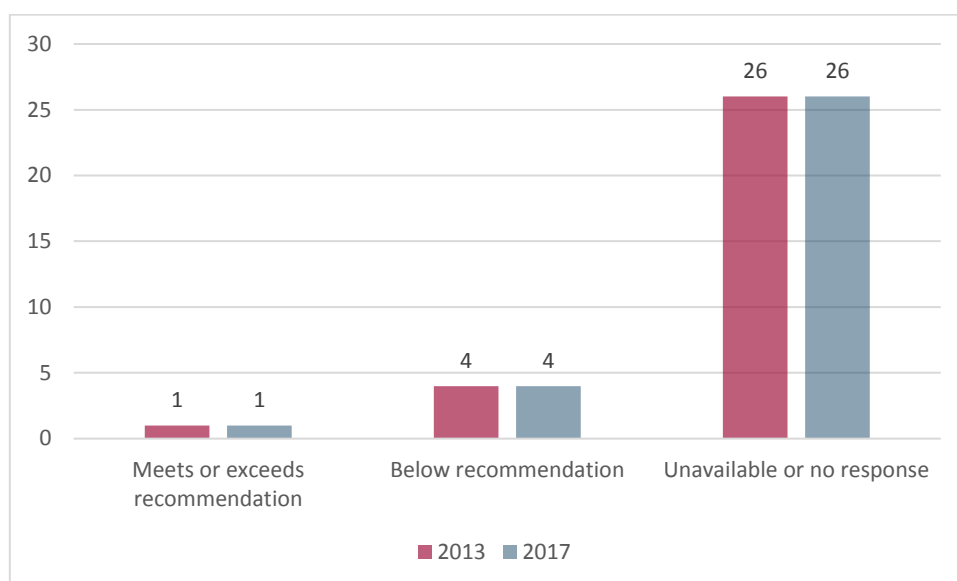
	<h2 style="color: #0056b3;">Statistical infrastructure</h2>																															
	<b>Data Quality Assessment Framework (DQAF)</b>		<b>Statistical Business Register (SBR)</b>																													
	<ul style="list-style-type: none"> <li>● There are plans to develop a National DQAF</li> </ul>		<ul style="list-style-type: none"> <li>● There are plans to develop a Statistical Business Register (SBR)</li> </ul>																													
	<b>Metadata</b>																															
	<ul style="list-style-type: none"> <li>● Statistical releases are accompanied with comprehensive metadata</li> <li>✗ Metadata are not accessible via a public website</li> </ul>																															
	<table border="1" style="width: 100%; border-collapse: collapse;"> <thead> <tr style="background-color: #d9e1f2;"> <th style="width: 25%;">Key statistical collections</th> <th style="width: 15%;">Frequency</th> <th style="width: 25%;">Time of first release (No of months after reference period)</th> <th style="width: 35%;">Support from external partners (Technical and/or financial)</th> </tr> </thead> <tbody> <tr> <td>Labour Force Survey</td> <td>No response</td> <td>No response</td> <td>No response</td> </tr> <tr> <td>Household Income and expenditure survey</td> <td>Every 5 years</td> <td>12</td> <td>Yes</td> </tr> <tr> <td>Enterprise/Establishment Survey</td> <td>No response</td> <td>No response</td> <td>No response</td> </tr> <tr> <td>Population Census</td> <td>Every 5 years</td> <td>12</td> <td>Yes</td> </tr> <tr> <td>Economic Census</td> <td>No response</td> <td>No response</td> <td>No response</td> </tr> <tr> <td>Agriculture Census</td> <td>No response</td> <td>No response</td> <td>No response</td> </tr> </tbody> </table>				Key statistical collections	Frequency	Time of first release (No of months after reference period)	Support from external partners (Technical and/or financial)	Labour Force Survey	No response	No response	No response	Household Income and expenditure survey	Every 5 years	12	Yes	Enterprise/Establishment Survey	No response	No response	No response	Population Census	Every 5 years	12	Yes	Economic Census	No response	No response	No response	Agriculture Census	No response	No response	No response
Key statistical collections	Frequency	Time of first release (No of months after reference period)	Support from external partners (Technical and/or financial)																													
Labour Force Survey	No response	No response	No response																													
Household Income and expenditure survey	Every 5 years	12	Yes																													
Enterprise/Establishment Survey	No response	No response	No response																													
Population Census	Every 5 years	12	Yes																													
Economic Census	No response	No response	No response																													
Agriculture Census	No response	No response	No response																													

CORE SET		Core Set of Economic Statistics				
Core Set Items		Status	Recommended frequency	Reported frequency	Reasons for unavailability	
	<b>Prices and costs</b>	Consumer price index	●	Quarterly	Quarterly	
		Producer price index	X	Quarterly	Not available	6 (NP)
		Commodity price index	X	Monthly	Not available	
		External merchandise trade price indices	X	Monthly	Not available	
		Wages / Earnings data	B	Quarterly	Annually	
		Labour costs index / Wage index	X	Quarterly	Not available	6
	<b>Demand and output</b>	GDP (production) nominal and real	B	Quarterly	Annually	
		GDP (expenditure) nominal and real	X	Quarterly	Not available	
		External trade - merchandise	B	Monthly	Annually	
		External trade - services	X	Quarterly	Not available	
		STI - industry output	X	Quarterly	Not available	
		STI - services output	X	Quarterly	Not available	
		STI - consumer demand	X	Quarterly	Not available	
		STI - fixed investment	X	Quarterly	Not available	
		STI - inventories	X	Quarterly	Not available	
		Economy structure statistics	X	Every 5 years	Not available	
		Productivity	X	Annually	Not available	
			<b>Income and wealth</b>	Integrated national accounts for the total economy	X	Annually
Institutional sector accounts	X			Annually	Not available	
Balance of payments	B			Quarterly	Annually	
International investment position	X			Annually	Not available	
External debt	X			Quarterly	Not available	
Income distribution	X			Every 5 years	Not available	
	<b>Money and banking</b>	Assets / liabilities of depository corporations	X	Monthly	Not available	
		Broad money and credit aggregates	X	Monthly	Not available	
		Interest rate statistics	X	Monthly	Not available	
	<b>Government</b>	General government operations	X	Quarterly	Not available	
		General government debt	X	Quarterly	Not available	
	<b>Labour market</b>	Labour supply and demand	X	Annually	Not available	
		Hours worked	X	Quarterly	Not available	
	<b>Natural resources and environment</b>	Natural resources	X	Annually	Not available	

● - Meets or exceeds recommended frequency  
 B - Below recommended frequency  
 X - Unavailable or no response  
 1 - Not relevant  
 2 - Low priority/ Importance  
 3 - No/ Insufficient funding  
 4 - No/ Inadequate source data

5 - No/ Inadequate manpower  
 6 - Lack of skills/ expertise  
 7 - Inadequate IT systems  
 8 - No clear stakeholder and /or champion  
 9 - Other  
 P - Plan to overcome constraint  
 N - No plan to overcome constraint

### Production of the Core Set of Economic Statistics, 2013 and 2017



#### Developments since 2013

- Statistical publications, documents and other services, including information on data charges are now available to users.