

Thailand¹

Population: 69.0 million (2017)
 GDP Per Capita (2011 PPP Dollar): 15,683
 Country Income Grouping (ESCAP): Lower middle income
 National Statistical Website: <http://www.nso.go.th>



National statistical system

Statistical legislation

Legislative status: Has a statistical act for producing official statistics

- Protects confidentiality of respondent's information
- Requires a transparent statistical system
- Protects independence of official statistics from political influence
- Allows agencies in the national statistical system to acquire administrative data for statistical purposes

National Strategy for the Development of Statistics

National Strategy for the Development of Statistics (NSDS)

- Developed and implemented
- Available on public website

Includes

- | | |
|--|--|
| <ul style="list-style-type: none"> ● Issues related to coordination across the national statistical system ● Issues related to existing statistical legislation ● Issues related to government support and advocacy | <ul style="list-style-type: none"> ● Detailed action plan ● Monitoring and review process ● Linked to country's National Development Plan |
|--|--|

Practical arrangements for the implementation of the NSDS

- | | |
|--|--|
| <ul style="list-style-type: none"> ● There is sufficient government support | <ul style="list-style-type: none"> ● Advocacy activities are planned and/or conducted for securing government support |
|--|--|

Dissemination

- | | |
|--|--|
| <ul style="list-style-type: none"> ● A data dissemination policy in place and available to users ● Contact information is published ● Statistical publications, documents, and other services, including information on data charges available to users | <ul style="list-style-type: none"> ● A data bank/hub for users to access published statistics ● An advance release calendar is published |
|--|--|

Coordination among producers of economic statistics


- | | |
|---|--|
| <ul style="list-style-type: none"> ● Clearly specified responsibility of producing the Core Set² of Economic Statistics among agencies ● Plans currently being implemented or under development to improve coordination of production of economic statistics | <ul style="list-style-type: none"> ● Systems in place that allow for data sharing among data producing agencies |
|---|--|


Advocacy for economic statistics





- | | |
|--|--|
| <ul style="list-style-type: none"> ✗ Regular activities to enhance awareness and use of official economic statistics among users (e.g. government, universities and research organisations) are not available ● Regular users' surveys to assess users' needs and satisfaction | <ul style="list-style-type: none"> ● Other user engagement activities |
|--|--|

¹ This national summary is based on information provided by Thailand to ESCAP as part of the Regional Programme for the Improvement of Economic Statistics in Asia and the Pacific. Further information is available at <http://communities.unescap.org/economic-statistics>

² The Core Set of Economic Statistics, including detailed descriptions of each Core Set item is available at [http://undocs.org/en/E/ESCAP/CST\(2\)/4](http://undocs.org/en/E/ESCAP/CST(2)/4)

	<h2 style="color: #800040;">Statistics training</h2>
	<ul style="list-style-type: none"> ● Has a dedicated unit within the national statistical system or government that oversees staff training in general <p>Induction programmes on statistics (basic statistical concepts and processes) are organized for:</p> <ul style="list-style-type: none"> ● Statistical staff working on economic statistics in the National Statistical Office (NSO) ● Statistical staff working on economic statistics in other agencies <p>Specific training on economic statistics is provided to:</p> <ul style="list-style-type: none"> ● Statistical staff working on economic statistics in the NSO ● Statistical staff working on economic statistics in other agencies

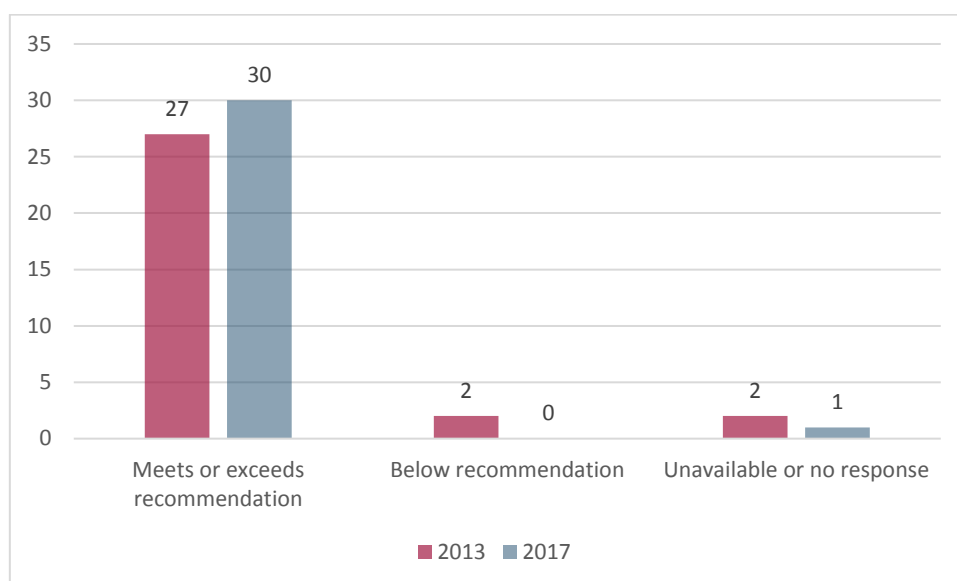
	<h2 style="color: #0056b3;">Statistical infrastructure</h2>																															
	Data Quality Assessment Framework (DQAF)		Statistical Business Register (SBR)																													
	<ul style="list-style-type: none"> ● A National DQAF is available ● Follows international standards X Not used to monitor quality of economic statistics output 		<ul style="list-style-type: none"> X A Statistical Business Register (SBR) is not available and not planned 																													
	Metadata																															
	<ul style="list-style-type: none"> ● Statistical releases are accompanied with comprehensive metadata ● Metadata are accessible via a public website 																															
	<table border="1" style="width: 100%; border-collapse: collapse; text-align: center;"> <thead> <tr style="background-color: #d9e1f2;"> <th style="width: 25%;">Key statistical collections</th> <th style="width: 15%;">Frequency</th> <th style="width: 25%;">Time of first release (No of months after reference period)</th> <th style="width: 35%;">Support from external partners (Technical and/or financial)</th> </tr> </thead> <tbody> <tr> <td>Labour Force Survey</td> <td>Every month</td> <td>3 weeks</td> <td>No</td> </tr> <tr> <td>Household Income and expenditure survey</td> <td>Every year</td> <td>6</td> <td>Yes</td> </tr> <tr> <td>Enterprise/Establishment Survey</td> <td>Other frequencies</td> <td>2 for quarterly, 6-12 for annually and others</td> <td>No</td> </tr> <tr> <td>Population Census</td> <td>Every 10 years</td> <td>3</td> <td>Yes</td> </tr> <tr> <td>Economic Census</td> <td>Other frequencies</td> <td>6</td> <td>No</td> </tr> <tr> <td>Agriculture Census</td> <td>Every 10 years</td> <td>4</td> <td>Yes</td> </tr> </tbody> </table>				Key statistical collections	Frequency	Time of first release (No of months after reference period)	Support from external partners (Technical and/or financial)	Labour Force Survey	Every month	3 weeks	No	Household Income and expenditure survey	Every year	6	Yes	Enterprise/Establishment Survey	Other frequencies	2 for quarterly, 6-12 for annually and others	No	Population Census	Every 10 years	3	Yes	Economic Census	Other frequencies	6	No	Agriculture Census	Every 10 years	4	Yes
Key statistical collections	Frequency	Time of first release (No of months after reference period)	Support from external partners (Technical and/or financial)																													
Labour Force Survey	Every month	3 weeks	No																													
Household Income and expenditure survey	Every year	6	Yes																													
Enterprise/Establishment Survey	Other frequencies	2 for quarterly, 6-12 for annually and others	No																													
Population Census	Every 10 years	3	Yes																													
Economic Census	Other frequencies	6	No																													
Agriculture Census	Every 10 years	4	Yes																													

CORE SET		Core Set of Economic Statistics				
Core Set Items		Status	Recommended frequency	Reported frequency	Reasons for unavailability	
	Prices and costs	Consumer price index	●	Quarterly	Monthly	
		Producer price index	●	Quarterly	Monthly	
		Commodity price index	●	Monthly	Monthly	
		External merchandise trade price indices	●	Monthly	Monthly	
		Wages / Earnings data	●	Quarterly	Monthly	
		Labour costs index / Wage index	●	Quarterly	Quarterly	
	Demand and output	GDP (production) nominal and real	●	Quarterly	Quarterly	
		GDP (expenditure) nominal and real	●	Quarterly	Quarterly	
		External trade - merchandise	●	Monthly	Monthly	
		External trade - services	●	Quarterly	Monthly	
		STI - industry output	●	Quarterly	Monthly	
		STI - services output	●	Quarterly	Monthly	
		STI - consumer demand	●	Quarterly	Monthly	
		STI - fixed investment	●	Quarterly	Monthly	
		STI - inventories	●	Quarterly	Monthly	
		Economy structure statistics	●	Every 5 years	Every 5 years	
		Productivity	●	Annually	Quarterly	
	Income and wealth	Integrated national accounts for the total economy	●	Annually	Annually	
		Institutional sector accounts	●	Annually	Annually	
		Balance of payments	●	Quarterly	Monthly	
		International investment position	●	Annually	Quarterly	
		External debt	●	Quarterly	Monthly	
		Income distribution	●	Every 5 years	Annually	
	Money and banking	Assets / liabilities of depository corporations	●	Monthly	Monthly	
		Broad money and credit aggregates	●	Monthly	Monthly	
		Interest rate statistics	●	Monthly	Monthly	
	Government	General government operations	●	Quarterly	Monthly	
		General government debt	●	Quarterly	Monthly	
	Labour market	Labour supply and demand	●	Annually	Monthly	
		Hours worked	●	Quarterly	Monthly	
	Natural resources and environment	Natural resources	X	Annually	Not available	8

- - Meets or exceeds recommended frequency
- - Below recommended frequency
- X - Unavailable or no response
- 1 - Not relevant
- 2 - Low priority/ Importance
- 3 - No/ Insufficient funding
- 4 - No/ Inadequate source data

- 5 - No/ Inadequate manpower
- 6 - Lack of skills/ expertise
- 7 - Inadequate IT systems
- 8 - No clear stakeholder and /or champion
- 9 - Other
- P - Plan to overcome constraint
- N - No plan to overcome constraint

Production of the Core Set of Economic Statistics, 2013 and 2017



Developments since 2013

- Statistical releases are now accompanied with comprehensive metadata;
- Metadata are now accessible via public website;
- Production of Core Set Item: Institutional sector accounts.