

Pakistan¹

Population: 197.0 million (2017)

GDP Per Capita (2011 PPP Dollar): 4,855

Country Income Grouping (ESCAP): Low income

National Statistical Website: <http://www.pbs.gov.pk/>



National statistical system

Statistical legislation

Legislative status: Has a statistical act for producing official statistics

- Protects confidentiality of respondent's information
- Requires a transparent statistical system
- Protects independence of official statistics from political influence
- Allows agencies in the national statistical system to acquire administrative data for statistical purposes

National Strategy for the Development of Statistics

National Strategy for the Development of Statistics (NSDS)

- Developed but not implemented yet
- ✗ Not available on public website

Includes

- | | |
|--|--|
| <ul style="list-style-type: none"> ● Issues related to coordination across the national statistical system ● Issues related to existing statistical legislation ● Issues related to government support and advocacy | <ul style="list-style-type: none"> ✗ Detailed action plan ● Monitoring and review process ● Linked to country's National Development Plan |
|--|--|

Practical arrangements for the implementation of the NSDS

- | | |
|--|--|
| <ul style="list-style-type: none"> ● There is sufficient government support | <ul style="list-style-type: none"> ✗ Advocacy activities are not planned and/or conducted for securing government support |
|--|--|

Dissemination

- | | |
|--|---|
| <ul style="list-style-type: none"> ● A data dissemination policy in place and available to users ● Contact information is published ● Statistical publications, documents, and other services, including information on data charges available to users | <ul style="list-style-type: none"> ✗ A data bank/hub for users to access published statistics is not available ● An advance release calendar is published |
|--|---|

Coordination among producers of economic statistics


- | | |
|---|--|
| <ul style="list-style-type: none"> ● Clearly specified responsibility of producing the Core Set² of Economic Statistics among agencies ● Plans currently being implemented or under development to improve coordination of production of economic statistics | <ul style="list-style-type: none"> ● Systems in place that allow for data sharing among data producing agencies |
|---|--|


Advocacy for economic statistics








- | | |
|--|--|
| <ul style="list-style-type: none"> ● Regular activities to enhance awareness and use of official economic statistics among users (e.g. government, universities and research organisations) ✗ Regular users' surveys to assess users' needs and satisfaction are not available | <ul style="list-style-type: none"> ✗ Other user engagement activities are not available |
|--|--|

¹ This national summary is based on information provided by Pakistan to ESCAP as part of the Regional Programme for the Improvement of Economic Statistics in Asia and the Pacific. Further information is available at <http://communities.unescap.org/economic-statistics>

² The Core Set of Economic Statistics, including detailed descriptions of each Core Set item is available at [http://undocs.org/en/E/ESCAP/CST\(2\)/4](http://undocs.org/en/E/ESCAP/CST(2)/4)

	Statistics training
	<ul style="list-style-type: none"> ● Has a dedicated unit within the national statistical system or government that oversees staff training in general <p>Induction programmes on statistics (basic statistical concepts and processes) are organized for:</p> <ul style="list-style-type: none"> ● Statistical staff working on economic statistics in the National Statistical Office (NSO) ● Statistical staff working on economic statistics in other agencies <p>Specific training on economic statistics is provided to:</p> <ul style="list-style-type: none"> ● Statistical staff working on economic statistics in the NSO ✗ Statistical staff working on economic statistics in other agencies <p>Main reason for not providing training opportunities is lack of qualified trainers</p>

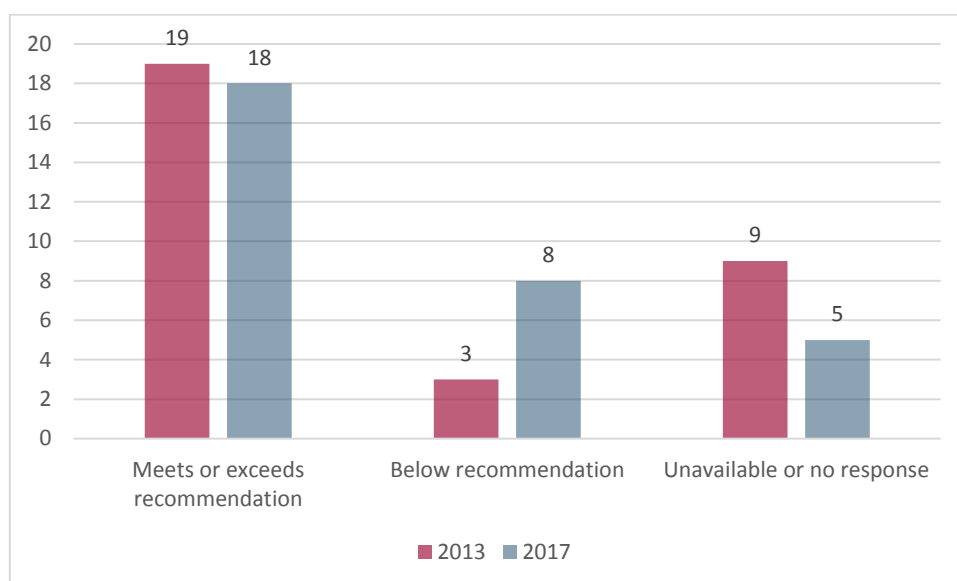
	Statistical infrastructure			
	Data Quality Assessment Framework (DQAF)		Statistical Business Register (SBR)	
	<ul style="list-style-type: none"> ● A National DQAF is available ● Follows international standards ● Used to monitor quality of economic statistics output 		<ul style="list-style-type: none"> ● A Statistical Business Register (SBR) is available ● The SBR is accessible by data producing agencies ● Access to the SBR among data producing agencies is not limited/constrained by legislation, data confidentiality or other reasons 	
	<p>Metadata</p> <ul style="list-style-type: none"> ● Statistical releases are accompanied with comprehensive metadata ● Metadata are accessible via a public website 			
	Key statistical collections	Frequency	Time of first release (No of months after reference period)	Support from external partners (Technical and/or financial)
	Labour Force Survey	Every quarter	3	No
	Household Income and expenditure survey	Every year	3	No
	Enterprise/Establishment Survey	Every month	1.5	No
	Population Census	Every 10 years	12-16	Yes
	Economic Census	Other frequencies	No response	No
	Agriculture Census	Every 10 years	28	No

CORE SET		Core Set of Economic Statistics				
Core Set Items		Status	Recommended frequency	Reported frequency	Reasons for unavailability	
	Prices and costs	Consumer price index	●	Quarterly	Monthly	
		Producer price index	●	Quarterly	Monthly	
		Commodity price index	●	Monthly	Monthly	
		External merchandise trade price indices	B	Monthly	Quarterly	
		Wages / Earnings data	●	Quarterly	Quarterly	
		Labour costs index / Wage index	X	Quarterly	Not available	2
	Demand and output	GDP (production) nominal and real	B	Quarterly	Annually	
		GDP (expenditure) nominal and real	B	Quarterly	Annually	
		External trade - merchandise	B	Monthly	Annually	
		External trade - services	B	Quarterly	Annually	
		STI - industry output	●	Quarterly	Monthly	
		STI - services output	X	Quarterly	Not available	4
		STI - consumer demand	X	Quarterly	Not available	8
		STI - fixed investment	B	Quarterly	Annually	
		STI - inventories	B	Quarterly	Annually	
		Economy structure statistics	●	Every 5 years	Every 5 years	
		Productivity	●	Annually	Annually	
	Income and wealth	Integrated national accounts for the total economy	X	Annually	Not available	4
		Institutional sector accounts	X	Annually	Not available	4
		Balance of payments	●	Quarterly	Monthly	
		International investment position	●	Annually	Quarterly	
		External debt	●	Quarterly	Quarterly	
		Income distribution	●	Every 5 years	Annually	
	Money and banking	Assets / liabilities of depository corporations	●	Monthly	Monthly	
		Broad money and credit aggregates	●	Monthly	Monthly	
		Interest rate statistics	●	Monthly	Daily	
	Government	General government operations	●	Quarterly	Quarterly	
		General government debt	●	Quarterly	Monthly	
	Labour market	Labour supply and demand	●	Annually	Quarterly	
		Hours worked	●	Quarterly	Quarterly	
	Natural resources and environment	Natural resources	B	Annually	Every 5 years	

● - Meets or exceeds recommended frequency
 B - Below recommended frequency
 X - Unavailable or no response
 1 - Not relevant
 2 - Low priority/ Importance
 3 - No/ Insufficient funding
 4 - No/ Inadequate source data

5 - No/ Inadequate manpower
 6 - Lack of skills/ expertise
 7 - Inadequate IT systems
 8 - No clear stakeholder and /or champion
 9 - Other
 P - Plan to overcome constraint
 N - No plan to overcome constraint

Production of the Core Set of Economic Statistics, 2013 and 2017



Developments since 2013

- Production of four Core Set Items: Commodity price index, STI-fixed investment, STI-inventories and Natural resources.