

## Nepal<sup>1</sup>

Population: 29.3 million (2017)

GDP Per Capita (2011 PPP Dollar): 2,298

Country Income Grouping (ESCAP): Low income

National Statistical Website: <http://www.cbs.gov.np/>



### National statistical system

#### Statistical legislation

**Legislative status:** Has a statistical act for producing official statistics

- Protects confidentiality of respondent's information
- Requires a transparent statistical system
- Protects independence of official statistics from political influence
- Allows agencies in the national statistical system to acquire administrative data for statistical purposes

#### National Strategy for the Development of Statistics

##### National Strategy for the Development of Statistics (NSDS)

- Developed but not implemented yet
- ✗ Not available on public website

##### Includes

- |  |  |
|--|--|
| <ul style="list-style-type: none"> <li>● Issues related to coordination across the national statistical system</li> <li>● Issues related to existing statistical legislation</li> <li>● Issues related to government support and advocacy</li> </ul> | <ul style="list-style-type: none"> <li>● Detailed action plan</li> <li>● Monitoring and review process</li> <li>● Linked to country's National Development Plan</li> </ul> |
|--|--|

##### Practical arrangements for the implementation of the NSDS

- |  |  |
|--|--|
| <ul style="list-style-type: none"> <li>● There is sufficient government support</li> </ul> | <ul style="list-style-type: none"> <li>● Advocacy activities are planned and/or conducted for securing government support</li> </ul> |
|--|--|

##### Dissemination

- |  |  |
|--|--|
| <ul style="list-style-type: none"> <li>● A data dissemination policy in place and available to users</li> <li>● Contact information is published</li> <li>● Statistical publications, documents, and other services, including information on data charges available to users</li> </ul> | <ul style="list-style-type: none"> <li>● A data bank/hub for users to access published statistics</li> <li>● An advance release calendar is published</li> </ul> |
|--|--|

##### Coordination among producers of economic statistics


- |   |  |
|---|--|
| <ul style="list-style-type: none"> <li>● Clearly specified responsibility of producing the Core Set<sup>2</sup> of Economic Statistics among agencies</li> <li>● Plans currently being implemented or under development to improve coordination of production of economic statistics</li> </ul> | <ul style="list-style-type: none"> <li>✗ Systems not in place that allow for data sharing among data producing agencies</li> </ul> |
|---|--|


##### Advocacy for economic statistics








- |  |  |
|--|--|
| <ul style="list-style-type: none"> <li>● Regular activities to enhance awareness and use of official economic statistics among users (e.g. government, universities and research organisations)</li> <li>● Regular users' surveys to assess users' needs and satisfaction</li> </ul> | <ul style="list-style-type: none"> <li>✗ Other user engagement activities are not available</li> </ul> |
|--|--|

<sup>1</sup> This national summary is based on information provided by Nepal to ESCAP as part of the Regional Programme for the Improvement of Economic Statistics in Asia and the Pacific. Further information is available at <http://communities.unescap.org/economic-statistics>

<sup>2</sup> The Core Set of Economic Statistics, including detailed descriptions of each Core Set item is available at [http://undocs.org/en/E/ESCAP/CST\(2\)/4](http://undocs.org/en/E/ESCAP/CST(2)/4)

	<b>Statistics training</b>
	<ul style="list-style-type: none"> <li>● Has a dedicated unit within the national statistical system or government that oversees staff training in general</li> </ul> <p><b>Induction programmes on statistics</b> (basic statistical concepts and processes) are organized for:</p> <ul style="list-style-type: none"> <li>● Statistical staff working on economic statistics in the <b>National Statistical Office (NSO)</b></li> <li>✗ Statistical staff working on economic statistics in <b>other agencies</b></li> </ul> <p><b>Specific training on economic statistics</b> is provided to:</p> <ul style="list-style-type: none"> <li>● Statistical staff working on economic statistics in the <b>NSO</b></li> <li>● Statistical staff working on economic statistics in <b>other agencies</b></li> </ul> <p>Main reason for not providing training opportunities is lack of training programme</p>

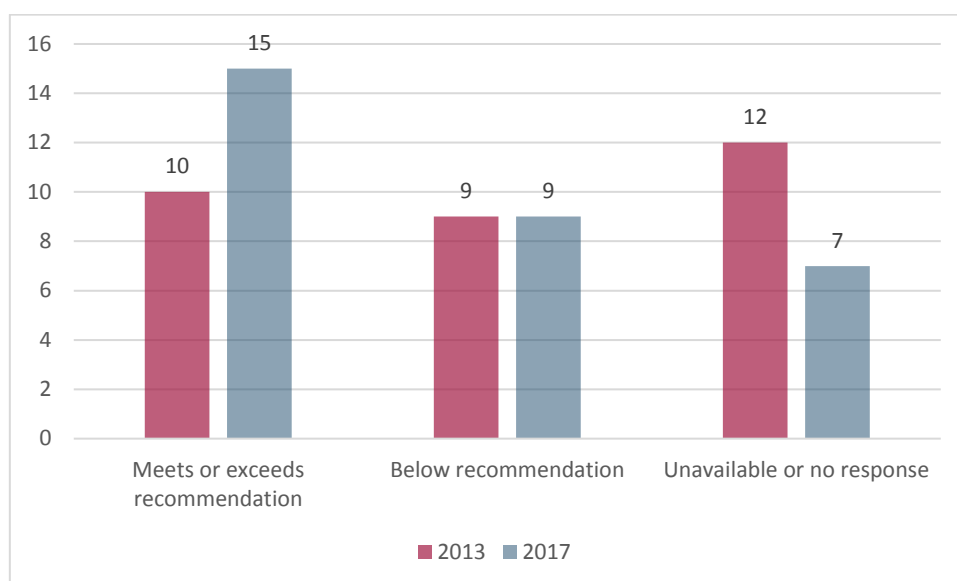
	<b>Statistical infrastructure</b>			
	<b>Data Quality Assessment Framework (DQAF)</b>		<b>Statistical Business Register (SBR)</b>	
	<ul style="list-style-type: none"> <li>● A National DQAF is available</li> <li>● Follows international standards</li> <li>● Used to monitor quality of economic statistics output</li> </ul> <p><b>Metadata</b></p> <ul style="list-style-type: none"> <li>● Statistical releases are accompanied with comprehensive metadata</li> <li>● Metadata are accessible via a public website</li> </ul>		<ul style="list-style-type: none"> <li>● There are plans to develop a Statistical Business Register (SBR)</li> </ul>	
	<b>Key statistical collections</b>	<b>Frequency</b>	<b>Time of first release (No of months after reference period)</b>	<b>Support from external partners (Technical and/or financial)</b>
	Labour Force Survey	Other frequencies	12	Yes
	Household Income and expenditure survey	Every 10 years	13	No
	Enterprise/Establishment Survey	Every 5 years	11	No
	Population Census	Every 10 years	12	Yes
	Economic Census	Every 5 years	12	Yes
	Agriculture Census	Every 10 years	12	No

CORE SET		Core Set of Economic Statistics				
Core Set Items		Status	Recommended frequency	Reported frequency	Reasons for unavailability	
	<b>Prices and costs</b>	Consumer price index	●	Quarterly	Monthly	
		Producer price index	●	Quarterly	Quarterly	
		Commodity price index	●	Monthly	Monthly	
		External merchandise trade price indices	●	Monthly	Monthly	
		Wages / Earnings data	B	Quarterly	Annually	
		Labour costs index / Wage index	●	Quarterly	Quarterly	
	<b>Demand and output</b>	GDP (production) nominal and real	B	Quarterly	Annually	
		GDP (expenditure) nominal and real	B	Quarterly	Annually	
		External trade - merchandise	●	Monthly	Monthly	
		External trade - services	●	Quarterly	Monthly	
		STI - industry output	●	Quarterly	Quarterly	
		STI - services output	X	Quarterly	Not available	4; 5; 6; 9 (NP)
		STI - consumer demand	X	Quarterly	Not available	3; 4; 5; 6 (NP)
		STI - fixed investment	X	Quarterly	Not available	3; 4; 5; 6 (NP)
		STI - inventories	X	Quarterly	Not available	3; 4; 5; 6 (NP)
		Economy structure statistics	●	Every 5 years	Every 5 years	
		Productivity	B	Annually	Every 5 years	
	<b>Income and wealth</b>	Integrated national accounts for the total economy	X	Annually	Not available	3; 4; 5; 6; 7 (NP)
		Institutional sector accounts	X	Annually	Not available	3; 4; 5; 6; 7 (NP)
		Balance of payments	●	Quarterly	Monthly	
		International investment position	●	Annually	Quarterly	
		External debt	B	Quarterly	Annually	
		Income distribution	●	Every 5 years	Every 5 years	
	<b>Money and banking</b>	Assets / liabilities of depository corporations	●	Monthly	Monthly	
		Broad money and credit aggregates	●	Monthly	Monthly	
		Interest rate statistics	●	Monthly	Weekly	
	<b>Government</b>	General government operations	B	Quarterly	Annually	
		General government debt	B	Quarterly	Annually	
	<b>Labour market</b>	Labour supply and demand	B	Annually	Other frequency	3; 4; 5; 6; 7; 9 (NP)
		Hours worked	B	Quarterly	Other frequency	
	<b>Natural resources and environment</b>	Natural resources	X	Annually	Not available	2; 3; 4; 5; 6; 7; 1

● - Meets or exceeds recommended frequency  
 B - Below recommended frequency  
 X - Unavailable or no response  
 1 - Not relevant  
 2 - Low priority/ Importance  
 3 - No/ Insufficient funding  
 4 - No/ Inadequate source data

5 - No/ Inadequate manpower  
 6 - Lack of skills/ expertise  
 7 - Inadequate IT systems  
 8 - No clear stakeholder and /or champion  
 9 - Other  
 P - Plan to overcome constraint  
 N - No plan to overcome constraint

### Production of the Core Set of Economic Statistics, 2013 and 2017



#### Developments since 2013

- The statistical strategic plan or National Strategy for the Development of Statistics (NSDS) now includes issues related to existing statistical legislation, government support and advocacy, detailed action plan and monitoring and review process;
- There are regular advocacy activities to enhance awareness and use of economic statistics;
- A national Data Quality Assessment Framework (DQAF) is now available;
- Metadata are now accessible via a public website;
- There is an established method for identifying 'births' (new businesses);
- There is an established method for identifying 'deaths' (business dissolution or mergers);
- Production of four Core Set Items: Commodity price index, External merchandise trade price indices, Productivity and International investment position.



Statistics Division, UNESCAP

Bangkok, Thailand

Email: [stat.unescap@un.org](mailto:stat.unescap@un.org)

[www.unescap.org/our-work/statistics](http://www.unescap.org/our-work/statistics)