

Nauru¹

Population: 11, 000(2017)

GDP Per Capita (2011 PPP Dollar): 14,893

Country Income Grouping (ESCAP): Upper middle income

National Statistical Website: <http://nauru.prism.spc.int/>



National statistical system

Statistical legislation

Legislative status: Has a statistical act for producing official statistics

- Protects confidentiality of respondent's information
- Requires a transparent statistical system
- Protects independence of official statistics from political influence
- Allows agencies in the national statistical system to acquire administrative data for statistical purposes

National Strategy for the Development of Statistics

National Strategy for the Development of Statistics (NSDS)

- Being developed
- ✗ Not available on public website

Includes

- | | |
|--|--|
| <ul style="list-style-type: none"> ● Issues related to coordination across the national statistical system ✗ Issues related to existing statistical legislation ● Issues related to government support and advocacy | <ul style="list-style-type: none"> ● Detailed action plan ● Monitoring and review process ● Linked to country's National Development Plan |
|--|--|

Practical arrangements for the implementation of the NSDS

Dissemination

- | | |
|---|--|
| <ul style="list-style-type: none"> ✗ A data dissemination policy is not in place and available to users ● Contact information is published ● Statistical publications, documents, and other services, including information on data charges available to users | <ul style="list-style-type: none"> ● A data bank/hub for users to access published statistics ✗ An advance release calendar is not published |
|---|--|

Coordination among producers of economic statistics


- | | |
|---|--|
| <ul style="list-style-type: none"> ● Clearly specified responsibility of producing the Core Set² of Economic Statistics among agencies ● Plans currently being implemented or under development to improve coordination of production of economic statistics | <ul style="list-style-type: none"> ● Systems in place that allow for data sharing among data producing agencies |
|---|--|


Advocacy for economic statistics


- | | |
|--|--|
| <ul style="list-style-type: none"> ● Regular activities to enhance awareness and use of official economic statistics among users (e.g. government, universities and research organisations) ✗ Regular users' surveys to assess users' needs and satisfaction are not available | <ul style="list-style-type: none"> ● Other user engagement activities |
|--|--|

¹ This national summary is based on information provided by Nauru to ESCAP as part of the Regional Programme for the Improvement of Economic Statistics in Asia and the Pacific. Further information is available at <http://communities.unescap.org/economic-statistics>

² The Core Set of Economic Statistics, including detailed descriptions of each Core Set item is available at [http://undocs.org/en/E/ESCAP/CST\(2\)/4](http://undocs.org/en/E/ESCAP/CST(2)/4)

	Statistics training
	<ul style="list-style-type: none"> ● Has a dedicated unit within the national statistical system or government that oversees staff training in general <p>Induction programmes on statistics (basic statistical concepts and processes) are organized for:</p> <ul style="list-style-type: none"> ● Statistical staff working on economic statistics in the National Statistical Office (NSO) ✗ Statistical staff working on economic statistics in other agencies <p>Specific training on economic statistics is provided to:</p> <ul style="list-style-type: none"> ● Statistical staff working on economic statistics in the NSO ✗ Statistical staff working on economic statistics in other agencies <p>Main reason for not providing training opportunities is international training being sufficient</p>

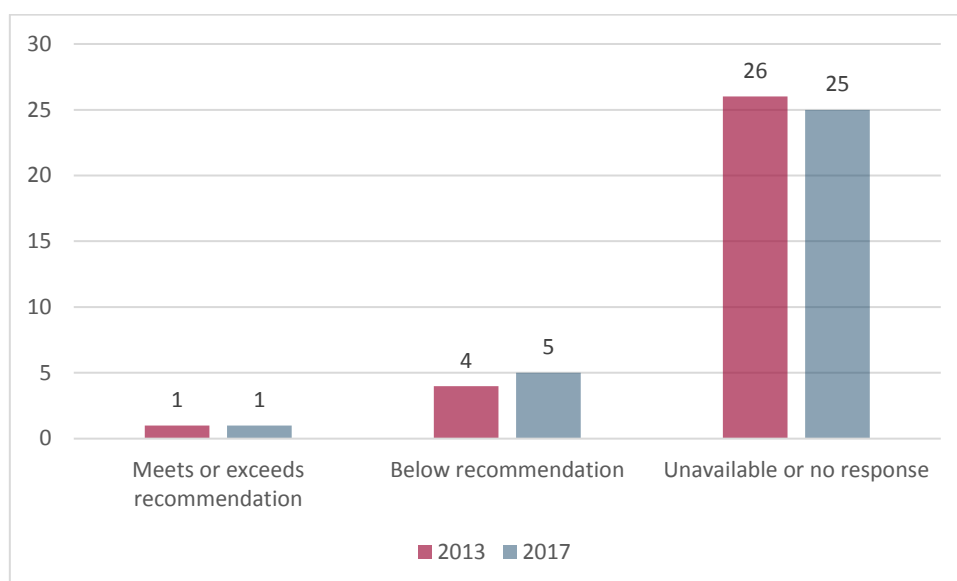
	Statistical infrastructure			
	Data Quality Assessment Framework (DQAF)		Statistical Business Register (SBR)	
	✗ A National DQAF is not available and not planned		● There are plans to develop a Statistical Business Register (SBR)	
	Metadata			
	<ul style="list-style-type: none"> ● Statistical releases are accompanied with comprehensive metadata ✗ Metadata are not accessible via a public website 			
	Key statistical collections	Frequency	Time of first release (No of months after reference period)	Support from external partners (Technical and/or financial)
	Labour Force Survey	Not conducted	N/A	N/A
	Household Income and expenditure survey	Every 5 years	12	No response
	Enterprise/Establishment Survey	Not conducted	N/A	N/A
	Population Census	Every 5 years	12	No response
	Economic Census	Not conducted	N/A	N/A
	Agriculture Census	Not conducted	N/A	N/A

CORE SET		Core Set of Economic Statistics			
Core Set Items		Status	Recommended frequency	Reported frequency	Reasons for unavailability
	Prices and costs	Consumer price index	●	Quarterly	Quarterly
		Producer price index	X	Quarterly	Not available
		Commodity price index	X	Monthly	Not available
		External merchandise trade price indices	X	Monthly	Not available
		Wages / Earnings data	X	Quarterly	Not available
		Labour costs index / Wage index	X	Quarterly	Not available
	Demand and output	GDP (production) nominal and real	B	Quarterly	Annually
		GDP (expenditure) nominal and real	X	Quarterly	Not available
		External trade - merchandise	B	Monthly	Annually
		External trade - services	X	Quarterly	Not available
		STI - industry output	X	Quarterly	Not available
		STI - services output	X	Quarterly	Not available
		STI - consumer demand	X	Quarterly	Not available
		STI - fixed investment	X	Quarterly	Not available
		STI - inventories	X	Quarterly	Not available
		Economy structure statistics	X	Every 5 years	Not available
		Productivity	X	Annually	Not available
	Income and wealth	Integrated national accounts for the total economy	X	Annually	Not available
		Institutional sector accounts	X	Annually	Not available
		Balance of payments	B	Quarterly	Annually
		International investment position	X	Annually	Not available
		External debt	X	Quarterly	Not available
		Income distribution	X	Every 5 years	Not available
	Money and banking	Assets / liabilities of depository corporations	X	Monthly	Not available
		Broad money and credit aggregates	X	Monthly	Not available
		Interest rate statistics	X	Monthly	Not available
	Government	General government operations	B	Quarterly	Annually
		General government debt	B	Quarterly	Annually
	Labour market	Labour supply and demand	X	Annually	Not available
		Hours worked	X	Quarterly	Not available
	Natural resources and environment	Natural resources	X	Annually	Not available

● - Meets or exceeds recommended frequency
 B - Below recommended frequency
 X - Unavailable or no response
 1 - Not relevant
 2 - Low priority/ Importance
 3 - No/ Insufficient funding
 4 - No/ Inadequate source data

5 - No/ Inadequate manpower
 6 - Lack of skills/ expertise
 7 - Inadequate IT systems
 8 - No clear stakeholder and /or champion
 9 - Other
 P - Plan to overcome constraint
 N - No plan to overcome constraint

Production of the Core Set of Economic Statistics, 2013 and 2017



Developments since 2013

- Statistical publications, documents and other services including information on data charges is now available;
- Production of the Core Set Item: Balance of payments (BOP).



Statistics Division, UNESCAP

Bangkok, Thailand

Email: stat.unescap@un.org

www.unescap.org/our-work/statistics