

## Marshall Islands<sup>1</sup>

Population: 0.1 million (2017)  
 GDP Per Capita (2011 PPP Dollar): 3,730  
 Country Income Grouping (ESCAP): Lower middle income  
 National Statistical Website: <http://rmi.prism.spc.int/index.php/economic>



### National statistical system

#### Statistical legislation

**Legislative status:** Has a statistical act for producing official statistics

- Protects confidentiality of respondent's information
- Requires a transparent statistical system
- ✗ No response: Protects independence of official statistics from political influence
- ✗ No response: Allows agencies in the national statistical system to acquire administrative data for statistical purposes

#### National Strategy for the Development of Statistics

##### National Strategy for the Development of Statistics (NSDS)

- Not planned

#### Practical arrangements for the implementation of the NSDS

#### Dissemination

- |   |  |
|---|--|
| <ul style="list-style-type: none"> <li>✗ A data dissemination policy is not in place and available to users</li> <li>✗ Contact information is not published</li> <li>● Statistical publications, documents, and other services, including information on data charges available to users</li> </ul> | <ul style="list-style-type: none"> <li>● A data bank/hub for users to access published statistics</li> <li>✗ An advance release calendar is not published</li> </ul> |
|---|--|

#### Coordination among producers of economic statistics

- |   |  |
|---|--|
| <ul style="list-style-type: none"> <li>● Clearly specified responsibility of producing the Core Set<sup>2</sup> of Economic Statistics among agencies</li> <li>● Plans currently being implemented or under development to improve coordination of production of economic statistics</li> </ul> | <ul style="list-style-type: none"> <li>✗ Systems not in place that allow for data sharing among data producing agencies</li> </ul> |
|---|--|

#### Advocacy for economic statistics

- |  |  |
|--|--|
| <ul style="list-style-type: none"> <li>● Regular activities to enhance awareness and use of official economic statistics among users (e.g. government, universities and research organisations)</li> <li>✗ Regular users' surveys to assess users' needs and satisfaction are not available</li> </ul> | <ul style="list-style-type: none"> <li>● Other user engagement activities</li> </ul> |
|--|--|

<sup>1</sup> This national summary is based on information provided by Marshall Islands to ESCAP as part of the Regional Programme for the Improvement of Economic Statistics in Asia and the Pacific. Further information is available at <http://communities.unescap.org/economic-statistics>

<sup>2</sup> The Core Set of Economic Statistics, including detailed descriptions of each Core Set item is available at [http://undocs.org/en/E/ESCAP/CST\(2\)/4](http://undocs.org/en/E/ESCAP/CST(2)/4)



## Statistics training

**X** Does not have a dedicated unit within the national statistical system or government that oversees staff training in general

**Induction programmes on statistics** (basic statistical concepts and processes) are organized for:

● Statistical staff working on economic statistics in the **National Statistical Office (NSO)**

**X** Statistical staff working on economic statistics in **other agencies**

**Specific training on economic statistics** is provided to:

● Statistical staff working on economic statistics in the **NSO**

**X** Statistical staff working on economic statistics in **other agencies**

Main reason for not providing training opportunities is lack of training programme



## Statistical infrastructure

### Data Quality Assessment Framework (DQAF)

**X** A National DQAF is not available and not planned

### Metadata





● Statistical releases are accompanied with comprehensive metadata

**X** Metadata are not accessible via a public website

### Statistical Business Register (SBR)

**X** A Statistical Business Register (SBR) is not available and not planned

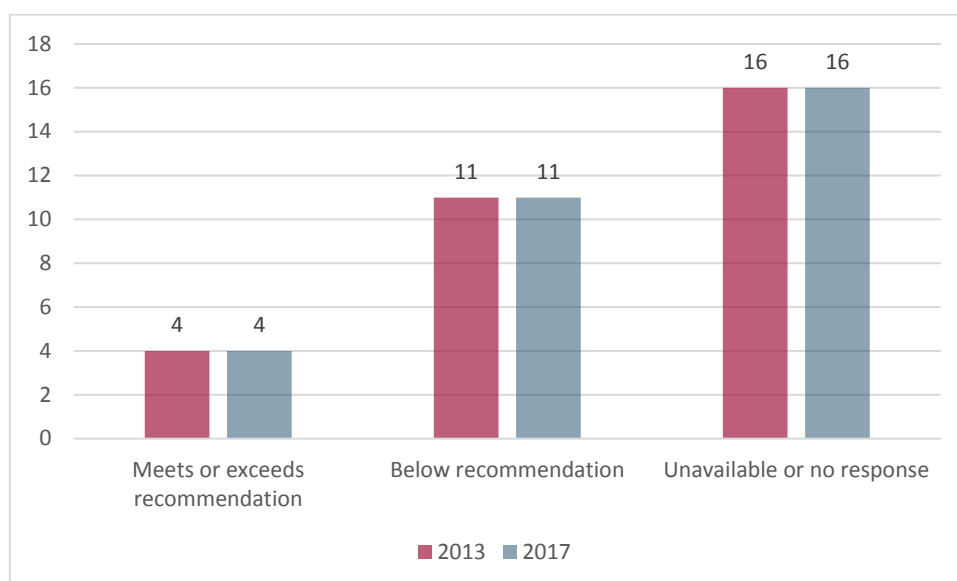
Key statistical collections	Frequency	Time of first release (No of months after reference period)	Support from external partners (Technical and/or financial)
Labour Force Survey	Other frequencies	12	No response
Household Income and expenditure survey	Every 5 years	No response	No response
Enterprise/Establishment Survey	Not conducted	N/A	N/A
Population Census	Other frequencies	12	No response
Economic Census	Every year	No response	No response
Agriculture Census	Not conducted	N/A	N/A

CORE SET		Core Set of Economic Statistics				
Core Set Items		Status	Recommended frequency	Reported frequency	Reasons for unavailability	
	<b>Prices and costs</b>	Consumer price index	●	Quarterly	Quarterly	
		Producer price index	✗	Quarterly	Not available	
		Commodity price index	✗	Monthly	Not available	
		External merchandise trade price indices	✗	Monthly	Not available	
		Wages / Earnings data	B	Quarterly	Annually	
		Labour costs index / Wage index	✗	Quarterly	Not available	
	<b>Demand and output</b>	GDP (production) nominal and real	B	Quarterly	Annually	
		GDP (expenditure) nominal and real	B	Quarterly	Annually	
		External trade - merchandise	B	Monthly	Annually	
		External trade - services	✗	Quarterly	Not available	
		STI - industry output	✗	Quarterly	Not available	
		STI - services output	✗	Quarterly	Not available	
		STI - consumer demand	✗	Quarterly	Not available	
		STI - fixed investment	✗	Quarterly	Not available	
		STI - inventories	✗	Quarterly	Not available	
		Economy structure statistics	●	Every 5 years	Annually	
		Productivity	✗	Annually	Not available	
	<b>Income and wealth</b>	Integrated national accounts for the total economy	●	Annually	Annually	
		Institutional sector accounts	●	Annually	Annually	
		Balance of payments	B	Quarterly	Annually	
		International investment position	✗	Annually	Not available	
		External debt	B	Quarterly	Annually	
		Income distribution	✗	Every 5 years	Not available	
	<b>Money and banking</b>	Assets / liabilities of depository corporations	B	Monthly	Annually	
		Broad money and credit aggregates	B	Monthly	Annually	
		Interest rate statistics	B	Monthly	Annually	
	<b>Government</b>	General government operations	B	Quarterly	Annually	
		General government debt	B	Quarterly	Annually	
	<b>Labour market</b>	Labour supply and demand	✗	Annually	Not available	
		Hours worked	✗	Quarterly	No response	
	<b>Natural resources and environment</b>	Natural resources	✗	Annually	Not available	

● - Meets or exceeds recommended frequency  
 B - Below recommended frequency  
 ✗ - Unavailable or no response  
 1 - Not relevant  
 2 - Low priority/ Importance  
 3 - No/ Insufficient funding  
 4 - No/ Inadequate source data

5 - No/ Inadequate manpower  
 6 - Lack of skills/ expertise  
 7 - Inadequate IT systems  
 8 - No clear stakeholder and /or champion  
 9 - Other  
 P - Plan to overcome constraint  
 N - No plan to overcome constraint

### Production of the Core Set of Economic Statistics, 2013 and 2017



#### Developments since 2013

- Statistical releases are now accompanied with comprehensive metadata.



**Statistics Division, UNESCAP**

Bangkok, Thailand

Email: [stat.unescap@un.org](mailto:stat.unescap@un.org)

[www.unescap.org/our-work/statistics](http://www.unescap.org/our-work/statistics)