

## Maldives<sup>1</sup>

Population: 0.4 million (2017)

GDP Per Capita (2011 PPP Dollar): 14,232

Country Income Grouping (ESCAP): Upper middle income

National Statistical Website: <http://statisticsmaldives.gov.mv/>



### National statistical system

#### Statistical legislation

**Legislative status:** Has a statistical act for producing official statistics

- Protects confidentiality of respondent's information
- Requires a transparent statistical system
- Protects independence of official statistics from political influence
- Allows agencies in the national statistical system to acquire administrative data for statistical purposes

#### National Strategy for the Development of Statistics

##### National Strategy for the Development of Statistics (NSDS)

- Developed and implemented
- Available on public website

##### Includes

- |  |  |
|--|--|
| <ul style="list-style-type: none"> <li>● Issues related to coordination across the national statistical system</li> <li>● Issues related to existing statistical legislation</li> <li>● Issues related to government support and advocacy</li> </ul> | <ul style="list-style-type: none"> <li>● Detailed action plan</li> <li>✗ Monitoring and review process</li> <li>● Linked to country's National Development Plan</li> </ul> |
|--|--|

##### Practical arrangements for the implementation of the NSDS

- |  |  |
|--|--|
| <ul style="list-style-type: none"> <li>● There is sufficient government support</li> </ul> | <ul style="list-style-type: none"> <li>✗ Advocacy activities are not planned and/or conducted for securing government support</li> </ul> |
|--|--|

##### Dissemination

- |   |   |
|---|---|
| <ul style="list-style-type: none"> <li>✗ A data dissemination policy is not in place and available to users</li> <li>✗ Contact information is not published</li> <li>● Statistical publications, documents, and other services, including information on data charges available to users</li> </ul> | <ul style="list-style-type: none"> <li>✗ A data bank/hub for users to access published statistics is not available</li> <li>✗ An advance release calendar is not published</li> </ul> |
|---|---|

##### Coordination among producers of economic statistics


- |  |  |
|--|--|
| <ul style="list-style-type: none"> <li>✗ No clearly specified responsibility of producing the Core Set<sup>2</sup> of Economic Statistics among agencies</li> <li>✗ Plans are not currently being implemented or under development to improve coordination of production of economic statistics</li> </ul> | <ul style="list-style-type: none"> <li>✗ Systems not in place that allow for data sharing among data producing agencies</li> </ul> |
|--|--|


##### Advocacy for economic statistics

- |  |  |
|--|--|
| <ul style="list-style-type: none"> <li>● Regular activities to enhance awareness and use of official economic statistics among users (e.g. government, universities and research organisations)</li> <li>✗ Regular users' surveys to assess users' needs and satisfaction are not available</li> </ul> | <ul style="list-style-type: none"> <li>✗ Other user engagement activities are not available</li> </ul> |
|--|--|

<sup>1</sup> This national summary is based on information provided by Maldives to ESCAP as part of the Regional Programme for the Improvement of Economic Statistics in Asia and the Pacific. Further information is available at <http://communities.unescap.org/economic-statistics>

<sup>2</sup> The Core Set of Economic Statistics, including detailed descriptions of each Core Set item is available at [http://undocs.org/en/E/ESCAP/CST\(2\)/4](http://undocs.org/en/E/ESCAP/CST(2)/4)

	<b>Statistics training</b>
	<p><b>X</b> Does not have a dedicated unit within the national statistical system or government that oversees staff training in general</p> <p><b>Induction programmes on statistics</b> (basic statistical concepts and processes) are organized for:</p> <p><b>X</b> Statistical staff working on economic statistics in the <b>National Statistical Office (NSO)</b></p> <p><b>X</b> Statistical staff working on economic statistics in <b>other agencies</b></p> <p><b>Specific training on economic statistics</b> is provided to:</p> <ul style="list-style-type: none"> <li>● Statistical staff working on economic statistics in the <b>NSO</b></li> <li>● Statistical staff working on economic statistics in <b>other agencies</b></li> </ul>

	<b>Statistical infrastructure</b>			
	<b>Data Quality Assessment Framework (DQAF)</b>		<b>Statistical Business Register (SBR)</b>	
	<p><b>X</b> A National DQAF is not available and not planned</p>		<ul style="list-style-type: none"> <li>● There are plans to develop a Statistical Business Register (SBR)</li> </ul>	
	<b>Metadata</b>			
	<p><b>X</b> Statistical releases are not accompanied with comprehensive metadata</p> <p><b>X</b> Metadata are not accessible via a public website</p>			
	<b>Key statistical collections</b>	<b>Frequency</b>	<b>Time of first release (No of months after reference period)</b>	<b>Support from external partners (Technical and/or financial)</b>
	Labour Force Survey	Not conducted	N/A	N/A
	Household Income and expenditure survey	Every 5 years	12	No response
	Enterprise/Establishment Survey	Every 5 years	12	No response
	Population Census	Every 5 years	12	No response
	Economic Census	Not conducted	N/A	N/A
	Agriculture Census	Not conducted	N/A	N/A

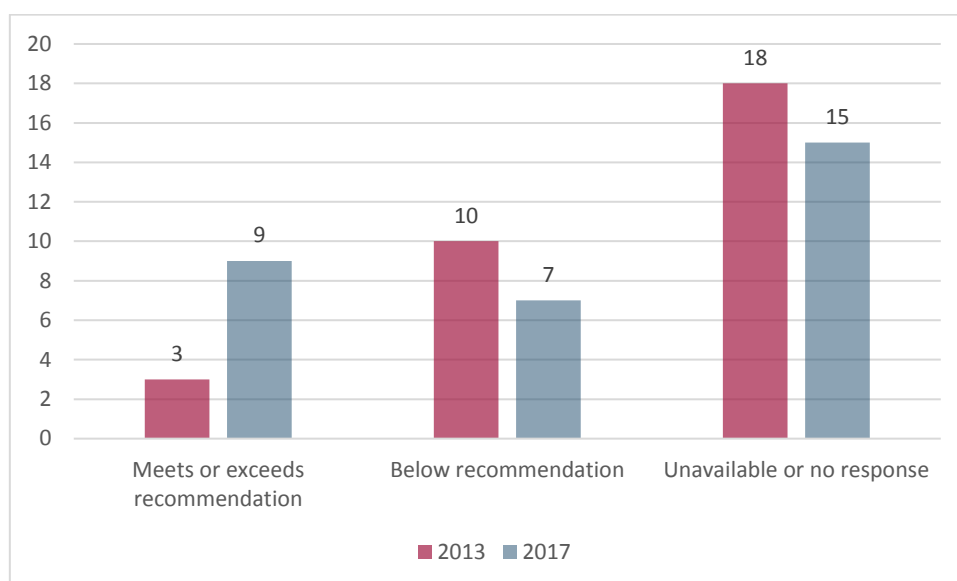
## Core Set of Economic Statistics

Core Set Items		Status	Recommended frequency	Reported frequency	Reasons for unavailability
	Consumer price index	●	Quarterly	Monthly	
	Producer price index	●	Quarterly	Quarterly	
	Commodity price index	✗	Monthly	Not available	1;9 (NP)
	External merchandise trade price indices	✗	Monthly	Not available	5 (P)
	Wages / Earnings data	✗	Quarterly	Not available	4; 5 (P)
	Labour costs index / Wage index	✗	Quarterly	Not available	4; 5; 6 (P)
	GDP (production) nominal and real	B	Quarterly	Annually	
	GDP (expenditure) nominal and real	✗	Quarterly	Not available	4; 5 (P)
	External trade - merchandise	●	Monthly	Monthly	
	External trade - services	B	Quarterly	Annually	
	STI - industry output	✗	Quarterly	Not available	(P)
	STI - services output	✗	Quarterly	Not available	(P)
	STI - consumer demand	✗	Quarterly	Not available	3 (P)
	STI - fixed investment	✗	Quarterly	Not available	(P)
	STI - inventories	✗	Quarterly	Not available	(P)
	Economy structure statistics	●	Every 5 years	Every 5 years	
	Productivity	✗	Annually	Not available	(P)
	Integrated national accounts for the total economy	✗	Annually	Not available	
	Institutional sector accounts	✗	Annually	Not available	
	Balance of payments	B	Quarterly	Annually	
	International investment position	✗	Annually	Not available	
	External debt	B	Quarterly	Annually	
	Income distribution	●	Every 5 years	Every 5 years	
	Assets / liabilities of depository corporations	●	Monthly	Monthly	
	Broad money and credit aggregates	●	Monthly	Monthly	
	Interest rate statistics	●	Monthly	Monthly	
	General government operations	B	Quarterly	Annually	
	General government debt	B	Quarterly	Annually	
	Labour supply and demand	●	Annually	Annually	
	Hours worked	B	Quarterly	Annually	
	Natural resources	✗	Annually	Not available	3;6 (P)

● - Meets or exceeds recommended frequency  
 B - Below recommended frequency  
 ✗ - Unavailable or no response  
 1 - Not relevant  
 2 - Low priority/ Importance  
 3 - No/ Insufficient funding  
 4 - No/ Inadequate source data

5 - No/ Inadequate manpower  
 6 - Lack of skills/ expertise  
 7 - Inadequate IT systems  
 8 - No clear stakeholder and /or champion  
 9 - Other  
 P - Plan to overcome constraint  
 N - No plan to overcome constraint

### Production of the Core Set of Economic Statistics, 2013 and 2017



#### Developments since 2013

- Production of two Core Set Items: Labour supply and demand as well as Hours worked.