

Lao People's Democratic Republic¹

Population: 6.9 million (2017)

GDP Per Capita (2011 PPP Dollar): 5,735

Country Income Grouping (ESCAP): Low income

National Statistical Website: <http://www.lsb.gov.la/>



National statistical system

Statistical legislation

Legislative status: Has a statistical act for producing official statistics

- Protects confidentiality of respondent's information
- Requires a transparent statistical system
- Protects independence of official statistics from political influence
- Allows agencies in the national statistical system to acquire administrative data for statistical purposes

National Strategy for the Development of Statistics

National Strategy for the Development of Statistics (NSDS)

- Developed and implemented
- ✗ Not available on public website

Includes

- | | |
|--|--|
| <ul style="list-style-type: none"> ● Issues related to coordination across the national statistical system ● Issues related to existing statistical legislation ● Issues related to government support and advocacy | <ul style="list-style-type: none"> ● Detailed action plan ● Monitoring and review process ● Linked to country's National Development Plan |
|--|--|

Practical arrangements for the implementation of the NSDS

- | | |
|--|--|
| <ul style="list-style-type: none"> ✗ There is not sufficient government support | <ul style="list-style-type: none"> ● Advocacy activities are planned and/or conducted for securing government support |
|--|--|

Dissemination

- | | |
|--|--|
| <ul style="list-style-type: none"> ● A data dissemination policy in place and available to users ● Contact information is published ● Statistical publications, documents, and other services, including information on data charges available to users | <ul style="list-style-type: none"> ● A data bank/hub for users to access published statistics ✗ An advance release calendar is not published |
|--|--|

Coordination among producers of economic statistics


- | | |
|---|--|
| <ul style="list-style-type: none"> ● Clearly specified responsibility of producing the Core Set² of Economic Statistics among agencies ● Plans currently being implemented or under development to improve coordination of production of economic statistics | <ul style="list-style-type: none"> ✗ Systems not in place that allow for data sharing among data producing agencies |
|---|--|


Advocacy for economic statistics

- | | |
|--|--|
| <ul style="list-style-type: none"> ● Regular activities to enhance awareness and use of official economic statistics among users (e.g. government, universities and research organisations) ● Regular users' surveys to assess users' needs and satisfaction | <ul style="list-style-type: none"> ● Other user engagement activities |
|--|--|

¹ This national summary is based on information provided by Lao Peoples' Democratic Republic to ESCAP as part of the Regional Programme for the Improvement of Economic Statistics in Asia and the Pacific. Further information is available at <http://communities.unescap.org/economic-statistics>

² The Core Set of Economic Statistics, including detailed descriptions of each Core Set item is available at [http://undocs.org/en/E/ESCAP/CST\(2\)/4](http://undocs.org/en/E/ESCAP/CST(2)/4)

	Statistics training
	<ul style="list-style-type: none"> ● Has a dedicated unit within the national statistical system or government that oversees staff training in general <p>Induction programmes on statistics (basic statistical concepts and processes) are organized for:</p> <ul style="list-style-type: none"> ● Statistical staff working on economic statistics in the National Statistical Office (NSO) ✗ Statistical staff working on economic statistics in other agencies <p>Specific training on economic statistics is provided to:</p> <ul style="list-style-type: none"> ● Statistical staff working on economic statistics in the NSO ✗ Statistical staff working on economic statistics in other agencies <p>Main reason for not providing training opportunities is lack of training programme</p>

	Statistical infrastructure			
	Data Quality Assessment Framework (DQAF)		Statistical Business Register (SBR)	
	<ul style="list-style-type: none"> ● A National DQAF is available ● Follows international standards ✗ Not used to monitor quality of economic statistics output <p>Metadata</p> <ul style="list-style-type: none"> ● Statistical releases are accompanied with comprehensive metadata ● Metadata are accessible via a public website 		<ul style="list-style-type: none"> ● There are plans to develop a Statistical Business Register (SBR) 	
	Key statistical collections	Frequency	Time of first release (No of months after reference period)	Support from external partners (Technical and/or financial)
	Labour Force Survey	Every 5 years	16	Yes
	Household Income and expenditure survey	Every 5 years	9	Yes
	Enterprise/Establishment Survey	Every month	No response	No
	Population Census	Every 10 years	18	Yes
	Economic Census	Every 5 years	18	No
	Agriculture Census	Every 10 years	18	Yes

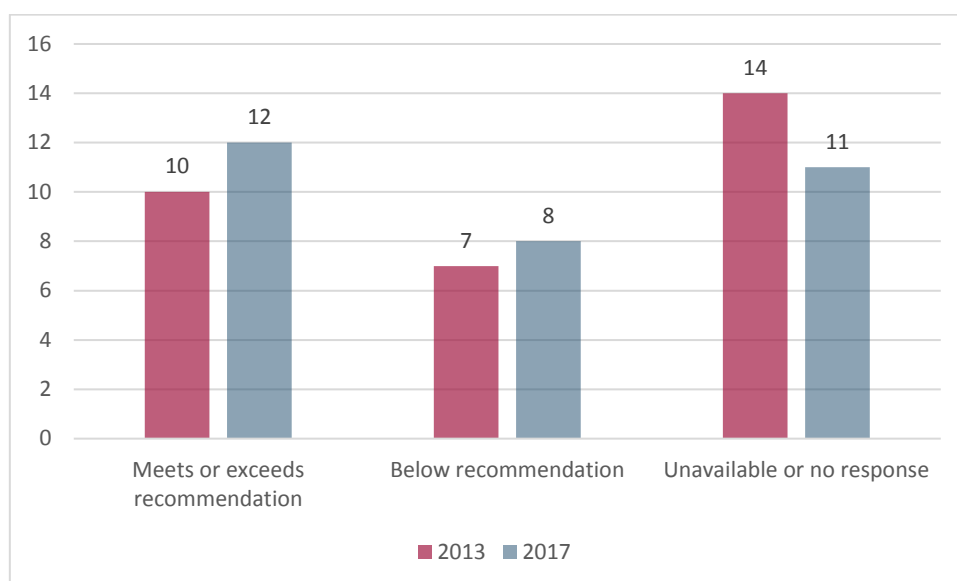
Core Set of Economic Statistics

Core Set Items		Status	Recommended frequency	Reported frequency	Reasons for unavailability
	Consumer price index	●	Quarterly	Monthly	
	Producer price index	X	Quarterly	Not available	3; 4; 5; 6; 7; (P)
	Commodity price index	●	Monthly	Monthly	
	External merchandise trade price indices	X	Monthly	Not available	4; 5; 6; 7; (P)
	Wages / Earnings data	B	Quarterly	Annually	
	Labour costs index / Wage index	B	Quarterly	Annually	
	GDP (production) nominal and real	B	Quarterly	Annually	
	GDP (expenditure) nominal and real	B	Quarterly	Every 5 years	
	External trade - merchandise	●	Monthly	Monthly	
	External trade - services	B	Quarterly	Annually	
	STI - industry output	X	Quarterly	Not available	1; 2; 3; 4; 5; 6; 7; 8; (P)
	STI - services output	X	Quarterly	Not available	1; 3; 6; 8 (P)
	STI - consumer demand	X	Quarterly	Not available	1; 3; 6; 8 (P)
	STI - fixed investment	X	Quarterly	Not available	3 (P)
	STI - inventories	X	Quarterly	Not available	3 (P)
	Economy structure statistics	B	Every 5 years	Ad hoc	
	Productivity	X	Annually	Not available	2; 3; 6; 7; 8 (P)
	Integrated national accounts for the total economy	●	Annually	Annually	
	Institutional sector accounts	X	Annually	Not available	1; 6; 8 (P)
	Balance of payments	●	Quarterly	Quarterly	
	International investment position	●	Annually	Annually	
	External debt	●	Quarterly	Monthly	
	Income distribution	●	Every 5 years	Every 5 years	
	Assets / liabilities of depository corporations	●	Monthly	Monthly	
	Broad money and credit aggregates	●	Monthly	Monthly	
	Interest rate statistics	●	Monthly	Monthly	
	General government operations	B	Quarterly	Annually	
	General government debt	B	Quarterly	Annually	
	Labour supply and demand	X	Annually	Not available	4; 5; 6; 8 (P)
	Hours worked	X	Quarterly	Not available	1; 4; 5; 6; 8 (P)
	Natural resources	●	Annually	Annually	

● - Meets or exceeds recommended frequency
 B - Below recommended frequency
 X - Unavailable or no response
 1 - Not relevant
 2 - Low priority/ Importance
 3 - No/ Insufficient funding
 4 - No/ Inadequate source data

5 - No/ Inadequate manpower
 6 - Lack of skills/ expertise
 7 - Inadequate IT systems
 8 - No clear stakeholder and /or champion
 9 - Other
 P - Plan to overcome constraint
 N - No plan to overcome constraint

Production of the Core Set of Economic Statistics, 2013 and 2017



Developments since 2013

- Production of three Core Set Items: External trade-merchandise, External trade-services and International investment position.