

Kiribati¹

Population: 0.1 million (2017)

GDP Per Capita (2011 PPP Dollar): 1,955

Country Income Grouping (ESCAP): Lower middle income

National Statistical Website: <http://www.mfed.gov.ki/our-work/national-statistics-office>



National statistical system

Statistical legislation

Legislative status: Has a statistical act for producing official statistics

- Protects confidentiality of respondent's information
- Requires a transparent statistical system
- Protects independence of official statistics from political influence
- Allows agencies in the national statistical system to acquire administrative data for statistical purposes

National Strategy for the Development of Statistics

National Strategy for the Development of Statistics (NSDS)

- Not planned

Practical arrangements for the implementation of the NSDS

Dissemination

- | | |
|--|--|
| <ul style="list-style-type: none"> ● A data dissemination policy in place and available to users ✗ Contact information is not published ● Statistical publications, documents, and other services, including information on data charges available to users | <ul style="list-style-type: none"> ● A data bank/hub for users to access published statistics ✗ An advance release calendar is not published |
|--|--|

Coordination among producers of economic statistics


- | | |
|---|--|
| <ul style="list-style-type: none"> ● Clearly specified responsibility of producing the Core Set² of Economic Statistics among agencies ● Plans currently being implemented or under development to improve coordination of production of economic statistics | <ul style="list-style-type: none"> ● Systems in place that allow for data sharing among data producing agencies |
|---|--|


Advocacy for economic statistics

- | | |
|--|--|
| <ul style="list-style-type: none"> ✗ Regular activities to enhance awareness and use of official economic statistics among users (e.g. government, universities and research organisations) are not available ✗ Regular users' surveys to assess users' needs and satisfaction are not available | <ul style="list-style-type: none"> ✗ Other user engagement activities are not available |
|--|--|








¹ This national summary is based on information provided by Kiribati to ESCAP as part of the Regional Programme for the Improvement of Economic Statistics in Asia and the Pacific. Further information is available at <http://communities.unescap.org/economic-statistics>

² The Core Set of Economic Statistics, including detailed descriptions of each Core Set item is available at [http://undocs.org/en/E/ESCAP/CST\(2\)/4](http://undocs.org/en/E/ESCAP/CST(2)/4)

	Statistics training
	<p>X Does not have a dedicated unit within the national statistical system or government that oversees staff training in general</p> <p>Induction programmes on statistics (basic statistical concepts and processes) are organized for:</p> <p>X Statistical staff working on economic statistics in the National Statistical Office (NSO)</p> <p>X Statistical staff working on economic statistics in other agencies</p> <p>Specific training on economic statistics is provided to:</p> <ul style="list-style-type: none"> ● Statistical staff working on economic statistics in the NSO X Statistical staff working on economic statistics in other agencies <p>Main reason for not providing training opportunities is international training being sufficient</p>

	Statistical infrastructure			
	Data Quality Assessment Framework (DQAF)		Statistical Business Register (SBR)	
	X A National DQAF is not available and not planned		X A Statistical Business Register (SBR) is not available and not planned	
	Metadata			
	<ul style="list-style-type: none"> ● Statistical releases are accompanied with comprehensive metadata X Metadata are not accessible via a public website 			
	Key statistical collections	Frequency	Time of first release (No of months after reference period)	Support from external partners (Technical and/or financial)
	Labour Force Survey	Not conducted	N/A	N/A
	Household Income and expenditure survey	Other frequencies	12	No response
	Enterprise/Establishment Survey	Not conducted	N/A	N/A
	Population Census	Every 10 years	12	No response
	Economic Census	Not conducted	N/A	N/A
	Agriculture Census	Not conducted	N/A	N/A

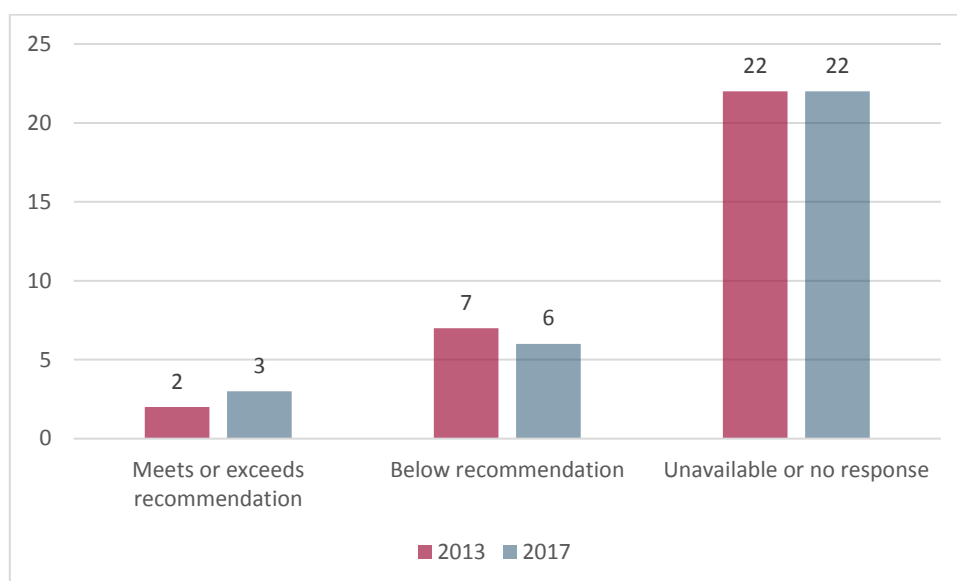
Core Set of Economic Statistics

Core Set Items		Status	Recommended frequency	Reported frequency	Reasons for unavailability	
	Prices and costs	Consumer price index	●	Quarterly	Monthly	
		Producer price index	✗	Quarterly	Not available	2;8
		Commodity price index	✗	Monthly	Not available	
		External merchandise trade price indices	✗	Monthly	Not available	8
		Wages / Earnings data	✗	Quarterly	Not available	
		Labour costs index / Wage index	✗	Quarterly	Not available	
	Demand and output	GDP (production) nominal and real	B	Quarterly	Annually	
		GDP (expenditure) nominal and real	B	Quarterly	Annually	
		External trade - merchandise	●	Monthly	Monthly	
		External trade - services	✗	Quarterly	Not available	6;9
		STI - industry output	✗	Quarterly	Not available	
		STI - services output	✗	Quarterly	Not available	
		STI - consumer demand	✗	Quarterly	Not available	
		STI - fixed investment	✗	Quarterly	Not available	
		STI - inventories	✗	Quarterly	Not available	
		Economy structure statistics	✗	Every 5 years	Not available	
		Productivity	✗	Annually	Not available	
	Income and wealth	Integrated national accounts for the total economy	✗	Annually	Not available	
		Institutional sector accounts	✗	Annually	Not available	
		Balance of payments	B	Quarterly	Annually	
		International investment position	●	Annually	Annually	
		External debt	B	Quarterly	Annually	
		Income distribution	✗	Every 5 years	Not available	
	Money and banking	Assets / liabilities of depository corporations	✗	Monthly	Not available	
		Broad money and credit aggregates	✗	Monthly	Not available	
		Interest rate statistics	✗	Monthly	Not available	
	Government	General government operations	B	Quarterly	Annually	
		General government debt	B	Quarterly	Annually	
	Labour market	Labour supply and demand	✗	Annually	Not available	3;4;5;6;9
		Hours worked	✗	Quarterly	Not available	3;4;5;6;9
	Natural resources and environment	Natural resources	✗	Annually	Not available	

● - Meets or exceeds recommended frequency
 B - Below recommended frequency
 ✗ - Unavailable or no response
 1 - Not relevant
 2 - Low priority/ Importance
 3 - No/ Insufficient funding
 4 - No/ Inadequate source data

5 - No/ Inadequate manpower
 6 - Lack of skills/ expertise
 7 - Inadequate IT systems
 8 - No clear stakeholder and /or champion
 9 - Other
 P - Plan to overcome constraint
 N - No plan to overcome constraint

Production of the Core Set of Economic Statistics, 2013 and 2017



Developments since 2013

- No major change is observed between 2013 and 2017.



Statistics Division, UNESCAP

Bangkok, Thailand

Email: stat.unescap@un.org

www.unescap.org/our-work/statistics