

## Indonesia<sup>1</sup>

Population: 264.0 million (2017)

GDP Per Capita (2011 PPP Dollar): 10,765

Country Income Grouping (ESCAP): Lower middle income

National Statistical Website: <https://www.bps.go.id/>



### National statistical system

#### Statistical legislation

**Legislative status:** Has a statistical act for producing official statistics

- Protects confidentiality of respondent's information
- Requires a transparent statistical system
- Protects independence of official statistics from political influence

✗ No response: Allows agencies in the national statistical system to acquire administrative data for statistical purposes

#### National Strategy for the Development of Statistics

##### National Strategy for the Development of Statistics (NSDS)

- Developed and implemented
- Available on public website

##### Includes

- |  |  |
|--|--|
| <ul style="list-style-type: none"> <li>● Issues related to coordination across the national statistical system</li> <li>● Issues related to existing statistical legislation</li> <li>● Issues related to government support and advocacy</li> </ul> | <ul style="list-style-type: none"> <li>● Detailed action plan</li> <li>● Monitoring and review process</li> <li>● Linked to country's National Development Plan</li> </ul> |
|--|--|

##### Practical arrangements for the implementation of the NSDS

- |  |  |
|--|--|
| <ul style="list-style-type: none"> <li>● There is sufficient government support</li> </ul> | <ul style="list-style-type: none"> <li>● Advocacy activities are planned and/or conducted for securing government support</li> </ul> |
|--|--|

##### Dissemination

- |  |  |
|--|--|
| <ul style="list-style-type: none"> <li>● A data dissemination policy in place and available to users</li> <li>● Contact information is published</li> <li>● Statistical publications, documents, and other services, including information on data charges available to users</li> </ul> | <ul style="list-style-type: none"> <li>● A data bank/hub for users to access published statistics</li> <li>● An advance release calendar is published</li> </ul> |
|--|--|

##### Coordination among producers of economic statistics


- |   |   |
|---|---|
| <ul style="list-style-type: none"> <li>● Clearly specified responsibility of producing the Core Set<sup>2</sup> of Economic Statistics among agencies</li> <li>● Plans currently being implemented or under development to improve coordination of production of economic statistics</li> </ul> | <ul style="list-style-type: none"> <li>✗ No response: Systems in place that allow for data sharing among data producing agencies</li> </ul> |
|---|---|


##### Advocacy for economic statistics

- |  |  |
|--|--|
| <ul style="list-style-type: none"> <li>● Regular activities to enhance awareness and use of official economic statistics among users (e.g. government, universities and research organisations)</li> <li>● Regular users' surveys to assess users' needs and satisfaction</li> </ul> | <ul style="list-style-type: none"> <li>● Other user engagement activities</li> </ul> |
|--|--|

<sup>1</sup> This national summary is based on information provided by Indonesia to ESCAP as part of the Regional Programme for the Improvement of Economic Statistics in Asia and the Pacific. Further information is available at <http://communities.unescap.org/economic-statistics>

<sup>2</sup> The Core Set of Economic Statistics, including detailed descriptions of each Core Set item is available at [http://undocs.org/en/E/ESCAP/CST\(2\)/4](http://undocs.org/en/E/ESCAP/CST(2)/4)

	<b>Statistics training</b>
	<ul style="list-style-type: none"> <li>● Has a dedicated unit within the national statistical system or government that oversees staff training in general</li> </ul> <p><b>Induction programmes on statistics</b> (basic statistical concepts and processes) are organized for:</p> <ul style="list-style-type: none"> <li>● Statistical staff working on economic statistics in the <b>National Statistical Office (NSO)</b></li> <li>● Statistical staff working on economic statistics in <b>other agencies</b></li> </ul> <p><b>Specific training on economic statistics</b> is provided to:</p> <ul style="list-style-type: none"> <li>● Statistical staff working on economic statistics in the <b>NSO</b></li> <li>✗ Statistical staff working on economic statistics in <b>other agencies</b></li> </ul>

	<b>Statistical infrastructure</b>			
	<b>Data Quality Assessment Framework (DQAF)</b>		<b>Statistical Business Register (SBR)</b>	
	<ul style="list-style-type: none"> <li>● A National DQAF is available</li> <li>● Follows international standards</li> <li>● Used to monitor quality of economic statistics output</li> </ul>		<ul style="list-style-type: none"> <li>● A Statistical Business Register (SBR) is available</li> <li>✗ The SBR is not accessible by data producing agencies</li> <li>✗ No response: Access to the SBR among data producing agencies is limited/constrained by legislation, data confidentiality or other reasons</li> </ul>	
	<b>Metadata</b>			
	<ul style="list-style-type: none"> <li>● Statistical releases are accompanied with comprehensive metadata</li> <li>● Metadata are accessible via a public website</li> </ul>			
	<b>Key statistical collections</b>	<b>Frequency</b>	<b>Time of first release (No of months after reference period)</b>	<b>Support from external partners (Technical and/or financial)</b>
	Labour Force Survey	Every year	No response	Yes
	Household Income and expenditure survey	Every year	No response	No
	Enterprise/Establishment Survey	Other frequencies	No response	No
	Population Census	Every 10 years	No response	Yes
	Economic Census	Every 10 years	No response	Yes
	Agriculture Census	Every 10 years	No response	Yes



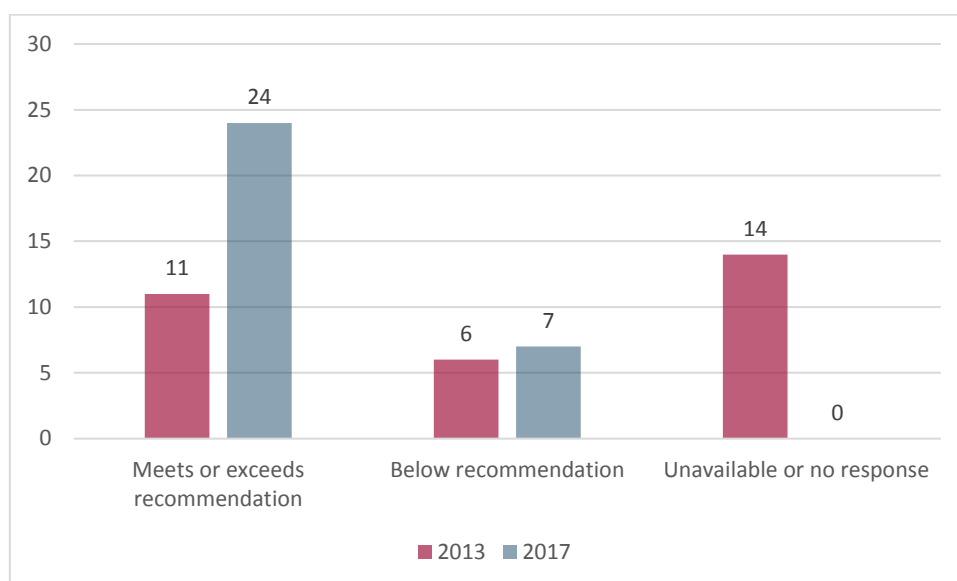
## Core Set of Economic Statistics

Core Set Items		Status	Recommended frequency	Reported frequency	Reasons for unavailability
	<b>Prices and costs</b>	Consumer price index	●	Quarterly	Monthly
		Producer price index	●	Quarterly	Quarterly
		Commodity price index	●	Monthly	Monthly
		External merchandise trade price indices	●	Monthly	Monthly
		Wages / Earnings data	●	Quarterly	Monthly
		Labour costs index / Wage index	●	Quarterly	Monthly
	<b>Demand and output</b>	GDP (production) nominal and real	●	Quarterly	Quarterly
		GDP (expenditure) nominal and real	●	Quarterly	Quarterly
		External trade - merchandise	●	Monthly	Monthly
		External trade - services	●	Quarterly	Monthly
		STI - industry output	●	Quarterly	Quarterly
		STI - services output	●	Quarterly	Quarterly
		STI - consumer demand	●	Quarterly	Quarterly
		STI - fixed investment	●	Quarterly	Quarterly
		STI - inventories	●	Quarterly	Quarterly
		Economy structure statistics	●	Every 5 years	Quarterly
		Productivity	●	Annually	Annually
			<b>Income and wealth</b>	Integrated national accounts for the total economy	●
Institutional sector accounts	●			Annually	Annually
Balance of payments	B			Quarterly	Annually
International investment position	●			Annually	Annually
External debt	B			Quarterly	Annually
Income distribution	●			Every 5 years	Annually
	<b>Money and banking</b>	Assets / liabilities of depository corporations	B	Monthly	Annually
		Broad money and credit aggregates	B	Monthly	Annually
		Interest rate statistics	●	Monthly	Monthly
	<b>Government</b>	General government operations	B	Quarterly	Annually
		General government debt	B	Quarterly	Annually
	<b>Labour market</b>	Labour supply and demand	●	Annually	Annually
		Hours worked	B	Quarterly	Annually
	<b>Natural resources and environment</b>	Natural resources	●	Annually	Annually

- - Meets or exceeds recommended frequency
- B - Below recommended frequency
- X - Unavailable or no response
- 1 - Not relevant
- 2 - Low priority/ Importance
- 3 - No/ Insufficient funding
- 4 - No/ Inadequate source data

- 5 - No/ Inadequate manpower
- 6 - Lack of skills/ expertise
- 7 - Inadequate IT systems
- 8 - No clear stakeholder and /or champion
- 9 - Other
- P - Plan to overcome constraint
- N - No plan to overcome constraint

### Production of the Core Set of Economic Statistics, 2013 and 2017



#### Developments since 2013

- Statistical Business Register (SBR) is now used to provide the frame population for economic surveys and/or other statistical purposes.