

## Georgia<sup>1</sup>

Population: 3.9 million (2017)

GDP Per Capita (2011 PPP Dollar): 8,790

Country Income Grouping (ESCAP): Lower middle income

National Statistical Website: <http://www.geostat.ge/>



### National statistical system

#### Statistical legislation

**Legislative status:** Has a statistical act for producing official statistics

- Protects confidentiality of respondent's information
- Requires a transparent statistical system
- Protects independence of official statistics from political influence
- Allows agencies in the national statistical system to acquire administrative data for statistical purposes

#### National Strategy for the Development of Statistics

##### National Strategy for the Development of Statistics (NSDS)

- Developed and implemented
- Available on public website

##### Includes

- Issues related to coordination across the national statistical system
- Issues related to existing statistical legislation
- Issues related to government support and advocacy
- Monitoring and review process

##### Does not include

- ✗ Detailed action plan
- ✗ Linkage to country's National Development Plan

##### Practical arrangements for the implementation of the NSDS

✗ No Response: There is sufficient government support

✗ No Response: Advocacy activities are planned and/or conducted for securing government support

#### Dissemination

- A data dissemination policy in place and available to users
- Contact information is published
- Statistical publications, documents, and other services, including information on data charges available to users

- A data bank/hub for users to access published statistics
- An advance release calendar is published

#### Coordination among producers of economic statistics

- Clearly specified responsibility of producing the Core Set<sup>2</sup> of Economic Statistics among agencies
- Plans currently being implemented or under development to improve coordination of production of economic statistics

- Systems in place that allow for data sharing among data producing agencies


#### Advocacy for economic statistics


- Regular activities to enhance awareness and use of official economic statistics among users (e.g. government, universities and research organisations)
- Regular users' surveys to assess users' needs and satisfaction

- Other user engagement activities

<sup>1</sup> This national summary is based on information provided by Georgia to ESCAP as part of the Regional Programme for the Improvement of Economic Statistics in Asia and the Pacific. Further information is available at <http://communities.unescap.org/economic-statistics>

<sup>2</sup> The Core Set of Economic Statistics, including detailed descriptions of each Core Set item is available at [http://undocs.org/en/E/ESCAP/CST\(2\)/4](http://undocs.org/en/E/ESCAP/CST(2)/4)

	<b>Statistics training</b>
	<p><b>X</b> No Response: Has a dedicated unit within the national statistical system or government that oversees staff training in general</p> <p><b>Induction programmes on statistics</b> (basic statistical concepts and processes) are organized for:</p> <p><b>X</b> No Response: Statistical staff working on economic statistics in the <b>National Statistical Office (NSO)</b></p> <p><b>X</b> No response: Statistical staff working on economic statistics in <b>other agencies</b></p> <p><b>Specific training on economic statistics</b> is provided to:</p> <p><b>X</b> No response: Statistical staff working on economic statistics in the <b>NSO</b></p> <p><b>X</b> No response: Statistical staff working on economic statistics in <b>other agencies</b></p>

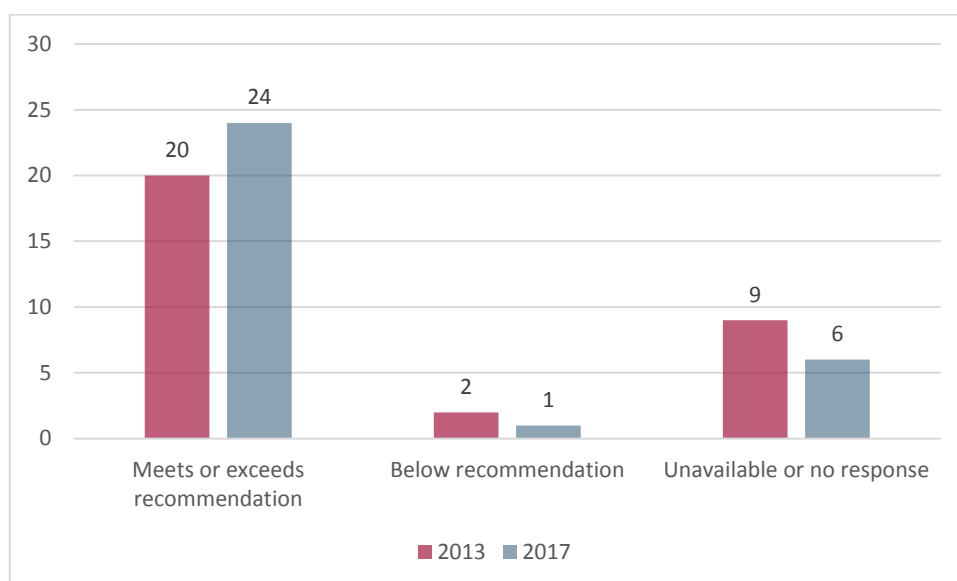
	<b>Statistical infrastructure</b>																															
	<b>Data Quality Assessment Framework (DQAF)</b>		<b>Statistical Business Register (SBR)</b>																													
	<ul style="list-style-type: none"> <li>● A National DQAF is available</li> <li>● Follows international standards</li> <li>● Used to monitor quality of economic statistics output</li> </ul>		<ul style="list-style-type: none"> <li>● A Statistical Business Register (SBR) is available</li> <li>● The SBR is accessible by data producing agencies</li> <li>● Access to the SBR among data producing agencies is limited/constrained by legislation, data confidentiality or other reasons</li> </ul>																													
	<b>Metadata</b>																															
	<ul style="list-style-type: none"> <li>● Statistical releases are accompanied with comprehensive metadata</li> <li>● Metadata are accessible via a public website</li> </ul>																															
	<table border="1"> <thead> <tr> <th data-bbox="199 963 523 1081"><b>Key statistical collections</b></th> <th data-bbox="523 963 686 1081"><b>Frequency</b></th> <th data-bbox="686 963 1066 1081"><b>Time of first release (No of months after reference period)</b></th> <th data-bbox="1066 963 1487 1081"><b>Support from external partners (Technical and/or financial)</b></th> </tr> </thead> <tbody> <tr> <td data-bbox="199 1081 523 1115">Labour Force Survey</td> <td data-bbox="523 1081 686 1115">Every quarter</td> <td data-bbox="686 1081 1066 1115">2</td> <td data-bbox="1066 1081 1487 1115">No response</td> </tr> <tr> <td data-bbox="199 1115 523 1160">Household Income and expenditure survey</td> <td data-bbox="523 1115 686 1160">Every quarter</td> <td data-bbox="686 1115 1066 1160">5</td> <td data-bbox="1066 1115 1487 1160">No response</td> </tr> <tr> <td data-bbox="199 1160 523 1216">Enterprise/Establishment Survey</td> <td data-bbox="523 1160 686 1216">Every quarter</td> <td data-bbox="686 1160 1066 1216">2.5</td> <td data-bbox="1066 1160 1487 1216">No response</td> </tr> <tr> <td data-bbox="199 1216 523 1272">Population Census</td> <td data-bbox="523 1216 686 1272">Every 10 years</td> <td data-bbox="686 1216 1066 1272">6</td> <td data-bbox="1066 1216 1487 1272">No response</td> </tr> <tr> <td data-bbox="199 1272 523 1328">Economic Census</td> <td data-bbox="523 1272 686 1328">Not conducted</td> <td data-bbox="686 1272 1066 1328">N/A</td> <td data-bbox="1066 1272 1487 1328">N/A</td> </tr> <tr> <td data-bbox="199 1328 523 1368">Agriculture Census</td> <td data-bbox="523 1328 686 1368">Every 10 years</td> <td data-bbox="686 1328 1066 1368">6</td> <td data-bbox="1066 1328 1487 1368">Yes</td> </tr> </tbody> </table>	<b>Key statistical collections</b>	<b>Frequency</b>	<b>Time of first release (No of months after reference period)</b>	<b>Support from external partners (Technical and/or financial)</b>	Labour Force Survey	Every quarter	2	No response	Household Income and expenditure survey	Every quarter	5	No response	Enterprise/Establishment Survey	Every quarter	2.5	No response	Population Census	Every 10 years	6	No response	Economic Census	Not conducted	N/A	N/A	Agriculture Census	Every 10 years	6	Yes			
<b>Key statistical collections</b>	<b>Frequency</b>	<b>Time of first release (No of months after reference period)</b>	<b>Support from external partners (Technical and/or financial)</b>																													
Labour Force Survey	Every quarter	2	No response																													
Household Income and expenditure survey	Every quarter	5	No response																													
Enterprise/Establishment Survey	Every quarter	2.5	No response																													
Population Census	Every 10 years	6	No response																													
Economic Census	Not conducted	N/A	N/A																													
Agriculture Census	Every 10 years	6	Yes																													
Labour Force Survey	Every quarter	2	No response																													
Household Income and expenditure survey	Every quarter	5	No response																													
Enterprise/Establishment Survey	Every quarter	2.5	No response																													
Population Census	Every 10 years	6	No response																													
Economic Census	Not conducted	N/A	N/A																													
Agriculture Census	Every 10 years	6	Yes																													

CORE SET		Core Set of Economic Statistics				
Core Set Items		Status	Recommended frequency	Reported frequency	Reasons for unavailability	
	<b>Prices and costs</b>	Consumer price index	●	Quarterly	Monthly	
		Producer price index	●	Quarterly	Monthly	
		Commodity price index	✗	Monthly	Not available	1
		External merchandise trade price indices	✗	Monthly	Not available	
		Wages / Earnings data	●	Quarterly	Quarterly	
		Labour costs index / Wage index	●	Quarterly	Quarterly	
	<b>Demand and output</b>	GDP (production) nominal and real	●	Quarterly	Quarterly	
		GDP (expenditure) nominal and real	●	Quarterly	Quarterly	
		External trade - merchandise	●	Monthly	Monthly	
		External trade - services	●	Quarterly	Quarterly	
		STI - industry output	●	Quarterly	Quarterly	
		STI - services output	●	Quarterly	Quarterly	
		STI - consumer demand	✗	Quarterly	Not available	
		STI - fixed investment	●	Quarterly	Quarterly	
		STI - inventories	●	Quarterly	Quarterly	
		Economy structure statistics	●	Every 5 years	Quarterly	
		Productivity	●	Annually	Quarterly	
	<b>Income and wealth</b>	Integrated national accounts for the total economy	●	Annually	Quarterly	
		Institutional sector accounts	B	Annually	Ad hoc	
		Balance of payments	●	Quarterly	Quarterly	
		International investment position	●	Annually	Quarterly	
		External debt	✗	Quarterly	No response	
		Income distribution	●	Every 5 years	Annually	
	<b>Money and banking</b>	Assets / liabilities of depository corporations	●	Monthly	Monthly	
		Broad money and credit aggregates	●	Monthly	Monthly	
		Interest rate statistics	●	Monthly	Monthly	
	<b>Government</b>	General government operations	●	Quarterly	Monthly	
		General government debt	●	Quarterly	Monthly	
	<b>Labour market</b>	Labour supply and demand	●	Annually	Quarterly	
		Hours worked	✗	Quarterly	Not available	4
	<b>Natural resources and environment</b>	Natural resources	✗	Annually	Not available	3, 4, 5, 6

- - Meets or exceeds recommended frequency
- B - Below recommended frequency
- ✗ - Unavailable or no response
- 1 - Not relevant
- 2 - Low priority/ Importance
- 3 - No/ Insufficient funding
- 4 - No/ Inadequate source data

- 5 - No/ Inadequate manpower
- 6 - Lack of skills/ expertise
- 7 - Inadequate IT systems
- 8 - No clear stakeholder and /or champion
- 9 - Other
- P - Plan to overcome constraint
- N - No plan to overcome constraint

### Production of the Core Set of Economic Statistics, 2013 and 2017



#### Developments since 2013

- Statistical releases are now accompanied with comprehensive metadata;
- Metadata are now accessible via a public website;
- Statistical Business Register (SBR) is now accessible by data producing agencies;
- Core Set Item: Income distribution is now conducted within RPES recommended frequency.



**Statistics Division, UNESCAP**

Bangkok, Thailand

Email: [stat.unescap@un.org](mailto:stat.unescap@un.org)

[www.unescap.org/our-work/statistics](http://www.unescap.org/our-work/statistics)