

Brunei Darussalam¹

Population: 0.4 million (2017)
 GDP Per Capita (2011 PPP Dollar): 71,789
 Country Income Grouping (ESCAP): High income
 National Statistical Website: <http://www.depd.gov.bn/>



National statistical system

Statistical legislation

Legislative status: Has a statistical act for producing official statistics

- Protects confidentiality of respondent's information
- Requires a transparent statistical system
- Protects independence of official statistics from political influence
- ✗ No response: Allows agencies in the national statistical system to acquire administrative data for statistical purposes

National Strategy for the Development of Statistics

National Strategy for the Development of Statistics (NSDS)

- Developed and implemented
- ✗ Not available on public website

Includes

- Issues related to coordination across the national statistical system
- Issues related to existing statistical legislation
- Linked to country's National Development Plan

Does not include

- ✗ Issues related to government support and advocacy
- ✗ Detailed action plan
- ✗ Monitoring and review process

Practical arrangements for the implementation of the NSDS

- There is sufficient government support
- Advocacy activities are planned and/or conducted for securing government support

Dissemination

- ✗ A data dissemination policy is not in place and available to users
- ✗ Contact information is not published
- Statistical publications, documents, and other services, including information on data charges available to users
- A data bank/hub for users to access published statistics
- An advance release calendar is published

Coordination among producers of economic statistics


- Clearly specified responsibility of producing the Core Set² of Economic Statistics among agencies
- Plans currently being implemented or under development to improve coordination of production of economic statistics
- Systems in place that allow for data sharing among data producing agencies


Advocacy for economic statistics

- Regular activities to enhance awareness and use of official economic statistics among users (e.g. government, universities and research organisations)
- ✗ Regular users' surveys to assess users' needs and satisfaction are not available
- ✗ Other user engagement activities are not available

¹ This national summary is based on information provided by Brunei Darussalam to ESCAP as part of the Regional Programme for the Improvement of Economic Statistics in Asia and the Pacific. Further information is available at <http://communities.unescap.org/economic-statistics>

² The Core Set of Economic Statistics, including detailed descriptions of each Core Set item is available at [http://undocs.org/en/E/ESCAP/CST\(2\)/4](http://undocs.org/en/E/ESCAP/CST(2)/4)

	Statistics training
	<ul style="list-style-type: none"> ● Has a dedicated unit within the national statistical system or government that oversees staff training in general <p>Induction programmes on statistics (basic statistical concepts and processes) are organized for:</p> <ul style="list-style-type: none"> ✗ Statistical staff working on economic statistics in the National Statistical Office (NSO) ✗ Statistical staff working on economic statistics in other agencies <p>Specific training on economic statistics is provided to:</p> <ul style="list-style-type: none"> ● Statistical staff working on economic statistics in the NSO ● Statistical staff working on economic statistics in other agencies <p>Main reason for not providing training opportunities is international trainings being sufficient</p>

	Statistical infrastructure			
	Data Quality Assessment Framework (DQAF)		Statistical Business Register (SBR)	
	<ul style="list-style-type: none"> ● There are plans to develop a National DQAF 		<ul style="list-style-type: none"> ● A Statistical Business Register (SBR) is available ✗ The SBR is not accessible by data producing agencies ● Access to the SBR among data producing agencies is limited/constrained by legislation, data confidentiality or other reasons 	
	Metadata			
	<ul style="list-style-type: none"> ● Statistical releases are accompanied with comprehensive metadata ● Metadata are accessible via a public website 			
	Key statistical collections	Frequency	Time of first release (No of months after reference period)	Support from external partners (Technical and/or financial)
	Labour Force Survey	Every 5 years	12	No
	Household Income and expenditure survey	Every 5 years	24	No
	Enterprise/Establishment Survey	Every quarter	3	No
	Population Census	Every 10 years	9	No
	Economic Census	Every 5 years	12	No
	Agriculture Census	No response	No response	No response



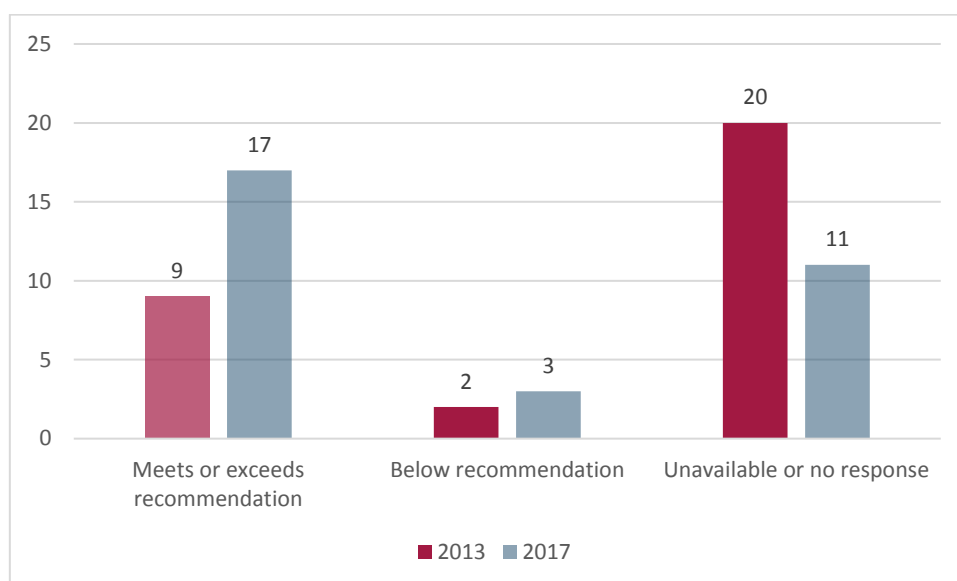
Core Set of Economic Statistics

Core Set Items		Status	Recommended frequency	Reported frequency	Reasons for unavailability
	Consumer price index	●	Quarterly	Monthly	
	Producer price index	✗	Quarterly	Not available	5; 6
	Commodity price index	✗	Monthly	Not available	
	External merchandise trade price indices	✗	Monthly	Not available	6;7
	Wages / Earnings data	B	Quarterly	Annually	
	Labour costs index / Wage index	✗	Quarterly	Not available	6
	GDP (production) nominal and real	●	Quarterly	Quarterly	
	GDP (expenditure) nominal and real	●	Quarterly	Quarterly	
	External trade - merchandise	●	Monthly	Monthly	
	External trade - services	●	Quarterly	Quarterly	
	STI - industry output	●	Quarterly	Quarterly	
	STI - services output	●	Quarterly	Quarterly	
	STI - consumer demand	●	Quarterly	Quarterly	
	STI - fixed investment	●	Quarterly	Quarterly	
	STI - inventories	●	Quarterly	Quarterly	
	Economy structure statistics	✗	Every 5 years	Not available	
	Productivity	✗	Annually	Not available	6
		Integrated national accounts for the total economy	●	Annually	Annually
Institutional sector accounts		✗	Annually	Not available	
Balance of payments		B	Quarterly	Annually	
International investment position		✗	Annually	Not available	2; 4; 6; 7
External debt		✗	Quarterly	Not available	1
Income distribution		●	Every 5 years	Every 5 years	
	Assets / liabilities of depository corporations	●	Monthly	Monthly	
	Broad money and credit aggregates	●	Monthly	Monthly	
	Interest rate statistics	●	Monthly	Monthly	
	General government operations	●	Quarterly	Monthly	
	General government debt	●	Quarterly	Monthly	
	Labour supply and demand	✗	Annually	Not available	
	Hours worked	B	Quarterly	Annually	
	Natural resources	✗	Annually	Not available	2

- - Meets or exceeds recommended frequency
- B - Below recommended frequency
- ✗ - Unavailable or no response
- 1 - Not relevant
- 2 - Low priority/ Importance
- 3 - No/ Insufficient funding
- 4 - No/ Inadequate source data

- 5 - No/ Inadequate manpower
- 6 - Lack of skills/ expertise
- 7 - Inadequate IT systems
- 8 - No clear stakeholder and /or champion
- 9 - Other
- P - Plan to overcome constraint
- N - No plan to overcome constraint

Production of the Core Set of Economic Statistics, 2013 and 2017



Developments since 2013

- The Statistical Act now requires a transparent statistical system;
- The Statistical Act protects the independence of official statistics from political influence;
- The statistical strategic plan or National Strategy for the Development of Statistics (NSDS) is now developed and implemented from being developed phase in 2013;
- Responsibility of producing the Core Set of Economic Statistics among agencies is now clearly specified;
- Statistical publications, documents, and information on data charges are now available to users;
- There are regular activities to enhance awareness and use of official economic statistics among users;
- Statistical releases are now accompanied with comprehensive metadata;
- Metadata are now accessible via a public website;
- There is now established method for identifying 'births' (new businesses) and 'deaths' (business dissolution or mergers);
- Production of nine Core Set items: External trade-services, Integrated national accounts, Income distribution, Asset/liabilities of depository corporations, Broad money and credit aggregates, Interest rate Statistics, General government operations, General government debt, Hours worked since 2013.



Statistics Division, UNESCAP

Bangkok, Thailand

Email: stat.unescap@un.org

www.unescap.org/our-work/statistics