

## Bhutan<sup>1</sup>

Population: 0.8 million (2017)

GDP Per Capita (2011 PPP Dollar): 8,253

Country Income Grouping (ESCAP): Low income

National Statistical Website: <http://www.nsb.gov.bt/main/main.php>



### National statistical system

#### Statistical legislation

##### Legislative status:

- Does not have a statistical act for producing official statistics
- There are plans to introduce or change a statistical act

#### National Strategy for the Development of Statistics

##### National Strategy for the Development of Statistics (NSDS)

- Being developed
- Available on public website

##### Includes

- Issues related to coordination across the national statistical system
- Detailed action plan
- Monitoring and review process
- Linked to country's National Development Plan

##### Does not include

- Issues related to existing statistical legislation
- Issues related to government support and advocacy

#### Practical arrangements for the implementation of the NSDS

#### Dissemination

- A data dissemination policy in place and available to users
- Contact information is published
- Statistical publications, documents, and other services, including information on data charges available to users

- A data bank/hub for users to access published statistics is not available
- An advance release calendar is not published

#### Coordination among producers of economic statistics

- Clearly specified responsibility of producing the Core Set<sup>2</sup> of Economic Statistics among agencies
- Plans currently being implemented or under development to improve coordination of production of economic statistics

- Systems not in place that allow for data sharing among data producing agencies


#### Advocacy for economic statistics


- Regular activities to enhance awareness and use of official economic statistics among users (e.g. government, universities and research organisations) are not available
- Regular users' surveys to assess users' needs and satisfaction are not available

- Other user engagement activities are not available

<sup>1</sup> This national summary is based on information provided by Bhutan to ESCAP as part of the Regional Programme for the Improvement of Economic Statistics in Asia and the Pacific. Further information is available at <http://communities.unescap.org/economic-statistics>

<sup>2</sup> The Core Set of Economic Statistics, including detailed descriptions of each Core Set item is available at [http://undocs.org/en/E/ESCAP/CST\(2\)/4](http://undocs.org/en/E/ESCAP/CST(2)/4)

	<b>Statistics training</b>
	<ul style="list-style-type: none"> <li>● Has a dedicated unit within the national statistical system or government that oversees staff training in general</li> </ul> <p><b>Induction programmes on statistics</b> (basic statistical concepts and processes) are organized for:</p> <ul style="list-style-type: none"> <li>✗ Statistical staff working on economic statistics in the <b>National Statistical Office (NSO)</b></li> <li>✗ Statistical staff working on economic statistics in <b>other agencies</b></li> </ul> <p><b>Specific training on economic statistics</b> is provided to:</p> <ul style="list-style-type: none"> <li>✗ Statistical staff working on economic statistics in the <b>NSO</b></li> <li>✗ Statistical staff working on economic statistics in <b>other agencies</b></li> </ul> <p>Main reason for not providing training opportunities is lack of training programme</p>

	<b>Statistical infrastructure</b>			
	<b>Data Quality Assessment Framework (DQAF)</b>		<b>Statistical Business Register (SBR)</b>	
	<ul style="list-style-type: none"> <li>✗ A National DQAF is not available and not planned</li> </ul>		<ul style="list-style-type: none"> <li>● There are plans to develop a Statistical Business Register (SBR)</li> </ul>	
	<b>Metadata</b>			
	<ul style="list-style-type: none"> <li>● Statistical releases are accompanied with comprehensive metadata</li> <li>● Metadata are accessible via a public website</li> </ul>			
	<b>Key statistical collections</b>	<b>Frequency</b>	<b>Time of first release (No of months after reference period)</b>	<b>Support from external partners (Technical and/or financial)</b>
	Labour Force Survey	Every year	6	No
	Household Income and expenditure survey	Every 5 years	9	Yes
	Enterprise/Establishment Survey	Not conducted	N/A	N/A
	Population Census	Every 10 years	12	No
	Economic Census	Not conducted	N/A	N/A
	Agriculture Census	Every 10 years	12	Yes



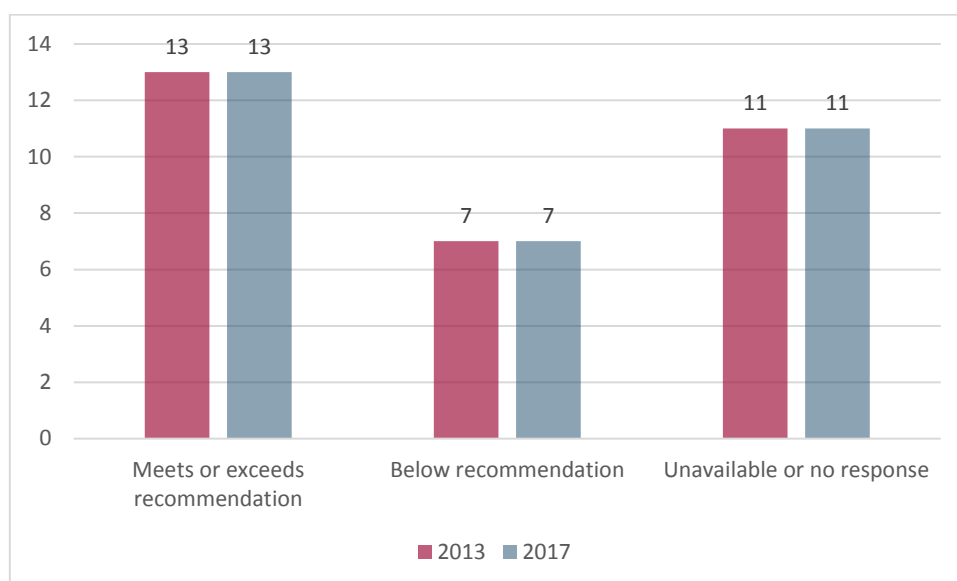
## Core Set of Economic Statistics

Core Set Items		Status	Recommended frequency	Reported frequency	Reasons for unavailability
	Consumer price index	●	Quarterly	Monthly	
	Producer price index	●	Quarterly	Quarterly	
	Commodity price index	X	Monthly	Not available	3; 6
	External merchandise trade price indices	X	Monthly	Not available	6
	Wages / Earnings data	B	Quarterly	Annually	
	Labour costs index / Wage index	X	Quarterly	Not available	
	GDP (production) nominal and real	B	Quarterly	Annually	
	GDP (expenditure) nominal and real	B	Quarterly	Annually	
	External trade - merchandise	B	Monthly	Quarterly	
	External trade - services	●	Quarterly	Quarterly	
	STI - industry output	X	Quarterly	Not available	
	STI - services output	X	Quarterly	Not available	
	STI - consumer demand	X	Quarterly	Not available	
	STI - fixed investment	X	Quarterly	Not available	
	STI - inventories	X	Quarterly	Not available	
	Economy structure statistics	B	Every 5 years	Every 10 years	
	Productivity	X	Annually	Not available	
	Integrated national accounts for the total economy	●	Annually	Annually	
	Institutional sector accounts	X	Annually	Not available	
	Balance of payments	●	Quarterly	Quarterly	
	International investment position	●	Annually	Quarterly	
	External debt	●	Quarterly	Quarterly	
	Income distribution	X	Every 5 years	Not available	
	Assets / liabilities of depository corporations	●	Monthly	Monthly	
	Broad money and credit aggregates	●	Monthly	Monthly	
	Interest rate statistics	●	Monthly	Monthly	
	General government operations	B	Quarterly	Annually	
	General government debt	●	Quarterly	Quarterly	
	Labour supply and demand	●	Annually	Annually	
	Hours worked	B	Quarterly	Annually	
	Natural resources	●	Annually	Annually	

- - Meets or exceeds recommended frequency
- B - Below recommended frequency
- X - Unavailable or no response
- 1 - Not relevant
- 2 - Low priority/ Importance
- 3 - No/ Insufficient funding
- 4 - No/ Inadequate source data

- 5 - No/ Inadequate manpower
- 6 - Lack of skills/ expertise
- 7 - Inadequate IT systems
- 8 - No clear stakeholder and /or champion
- 9 - Other
- P - Plan to overcome constraint
- N - No plan to overcome constraint

### Production of the Core Set of Economic Statistics, 2013 and 2017



#### Developments since 2013

- No major change is observed between 2013 and 2017.



**Statistics Division, UNESCAP**

Bangkok, Thailand

Email: [stat.unescap@un.org](mailto:stat.unescap@un.org)

[www.unescap.org/our-work/statistics](http://www.unescap.org/our-work/statistics)