

Australia¹

Population: 24.5 million (2017)

GDP Per Capita (2011 PPP Dollar): 44,416

Country Income Grouping (ESCAP): High income

National Statistical Website: <http://www.abs.gov.au/>



National statistical system

Statistical legislation

Legislative status: Has a statistical act for producing official statistics

- Protects confidentiality of respondent's information
- Requires a transparent statistical system
- Protects independence of official statistics from political influence
- Allows agencies in the national statistical system to acquire administrative data for statistical purposes

National Strategy for the Development of Statistics

National Strategy for the Development of Statistics (NSDS)

- Developed and implemented
- Available on public website

Includes

- Issues related to coordination across the national statistical system
- Issues related to government support and
- Monitoring and review process

Does not include

- ✗ Issues related to existing statistical legislation
- ✗ Detailed action plan
- ✗ Linkage to country's National Development Plan

Practical arrangements for the implementation of the NSDS

- There is sufficient government support
- Advocacy activities are planned and/or conducted for securing government support

Dissemination

- A data dissemination policy in place and available to users
- Contact information is published
- Statistical publications, documents, and other services, including information on data charges available to users
- A data bank/hub for users to access published statistics
- An advance release calendar is published

Coordination among producers of economic statistics


- Clearly specified responsibility of producing the Core Set² of Economic Statistics among agencies
- ✗ Plans are not currently being implemented or under development to improve coordination of production of economic statistics
- Systems in place that allow for data sharing among data producing agencies


Advocacy for economic statistics

- Regular activities to enhance awareness and use of official economic statistics among users (e.g. government, universities and research organisations)
- Regular users' surveys to assess users' needs and satisfaction
- Other user engagement activities

¹ This national summary is based on information provided by Australia to ESCAP as part of the Regional Programme for the Improvement of Economic Statistics in Asia and the Pacific. Further information is available at <http://communities.unescap.org/economic-statistics>

² The Core Set of Economic Statistics, including detailed descriptions of each Core Set item is available at [http://undocs.org/en/E/ESCAP/CST\(2\)/4](http://undocs.org/en/E/ESCAP/CST(2)/4)

	Statistics training
	<ul style="list-style-type: none"> ● Has a dedicated unit within the national statistical system or government that oversees staff training in general <p>Induction programmes on statistics (basic statistical concepts and processes) are organized for:</p> <ul style="list-style-type: none"> ● Statistical staff working on economic statistics in the National Statistical Office (NSO) ● Statistical staff working on economic statistics in other agencies <p>Specific training on economic statistics is provided to:</p> <ul style="list-style-type: none"> ● Statistical staff working on economic statistics in the NSO ● Statistical staff working on economic statistics in other agencies

	Statistical infrastructure			
	Data Quality Assessment Framework (DQAF)		Statistical Business Register (SBR)	
	<ul style="list-style-type: none"> ● A National DQAF is available ● Follows international standards ● Used to monitor quality of economic statistics output 		<ul style="list-style-type: none"> ● A Statistical Business Register (SBR) is available ● The SBR is accessible by data producing agencies ● Access to the SBR among data producing agencies is limited/constrained by legislation, data confidentiality or other reasons 	
	Metadata			
	<ul style="list-style-type: none"> ● Statistical releases are accompanied with comprehensive metadata ● Metadata are accessible via a public website 			
	Key statistical collections	Frequency	Time of first release (No of months after reference period)	Support from external partners (Technical and/or financial)
	Labour Force Survey	Every Month	1	No
	Household Income and expenditure survey	Other frequencies	12	No
	Enterprise/Establishment Survey	Every year	12	No
	Population Census	Every 5 years	12	No
	Economic Census	Not conducted	N/A	N/A
	Agriculture Census	Every 5 years	12	No

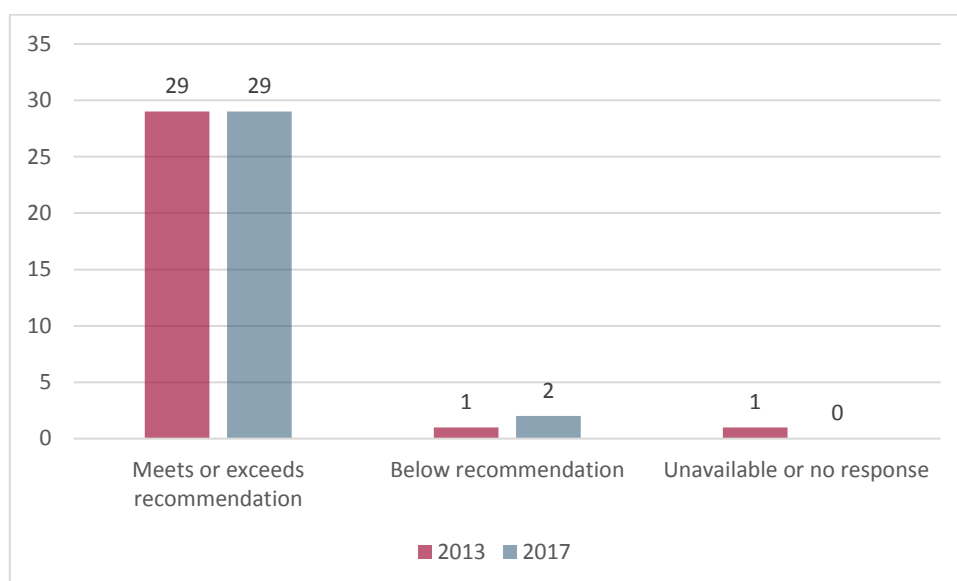
Core Set of Economic Statistics

Core Set Items		Status	Recommended frequency	Reported frequency	Reasons for unavailability
	Prices and costs	Consumer price index	●	Quarterly	Quarterly
		Producer price index	●	Quarterly	Quarterly
		Commodity price index	B	Monthly	Quarterly
		External merchandise trade price indices	B	Monthly	Quarterly
		Wages / Earnings data	●	Quarterly	Quarterly
		Labour costs index / Wage index	●	Quarterly	Quarterly
	Demand and output	GDP (production) nominal and real	●	Quarterly	Quarterly
		GDP (expenditure) nominal and real	●	Quarterly	Quarterly
		External trade - merchandise	●	Monthly	Monthly
		External trade - services	●	Quarterly	Quarterly
		STI - industry output	●	Quarterly	Quarterly
		STI - services output	●	Quarterly	Quarterly
		STI - consumer demand	●	Quarterly	Monthly
		STI - fixed investment	●	Quarterly	Quarterly
		STI - inventories	●	Quarterly	Quarterly
		Economy structure statistics	●	Every 5 years	Annually
		Productivity	●	Annually	Annually
			Income and wealth	Integrated national accounts for the total economy	●
Institutional sector accounts	●			Annually	Annually
Balance of payments	●			Quarterly	Quarterly
International investment position	●			Annually	Quarterly
External debt	●			Quarterly	Quarterly
Income distribution	●			Every 5 years	Every 3 years
	Money and banking	Assets / liabilities of depository corporations	●	Monthly	Monthly
		Broad money and credit aggregates	●	Monthly	Monthly
		Interest rate statistics	●	Monthly	Daily
	Government	General government operations	●	Quarterly	Quarterly
		General government debt	●	Quarterly	Monthly
	Labour market	Labour supply and demand	●	Annually	Monthly
		Hours worked	●	Quarterly	Monthly
	Natural resources and environment	Natural resources	●	Annually	Annually

● - Meets or exceeds recommended frequency
 B - Below recommended frequency
 X - Unavailable or no response
 1 - Not relevant
 2 - Low priority/ Importance
 3 - No/ Insufficient funding
 4 - No/ Inadequate source data

5 - No/ Inadequate manpower
 6 - Lack of skills/ expertise
 7 - Inadequate IT systems
 8 - No clear stakeholder and /or champion
 9 - Other
 P - Plan to overcome constraint
 N - No plan to overcome constraint

Production of the Core Set of Economic Statistics, 2013 and 2017



Developments since 2013

- Metadata are now accessible via a public website.