

Armenia¹

Population: 2.9 million (2017)

GDP Per Capita (2011 PPP Dollar): 8,190

Country Income Grouping (ESCAP): Lower middle income

National Statistical Website: <http://www.armstat.am/>



National statistical system

Statistical legislation

Legislative status: Has a statistical act for producing official statistics

- Protects confidentiality of respondent's information
- Requires a transparent statistical system
- Protects independence of official statistics from political influence
- Allows agencies in the national statistical system to acquire administrative data for statistical purposes

National Strategy for the Development of Statistics

National Strategy for the Development of Statistics (NSDS)

- Developed and implemented
- Available on public website

Includes

- | | |
|--|--|
| <ul style="list-style-type: none"> ● Issues related to coordination across the national statistical system ● Issues related to existing statistical legislation ● Issues related to government support and advocacy | <ul style="list-style-type: none"> ● Detailed action plan ● Monitoring and review process ● Linked to country's National Development Plan |
|--|--|

Practical arrangements for the implementation of the NSDS

- | | |
|--|--|
| <ul style="list-style-type: none"> ● There is sufficient government support | <ul style="list-style-type: none"> ● Advocacy activities are planned and/or conducted for securing government support |
|--|--|

Dissemination

- | | |
|--|--|
| <ul style="list-style-type: none"> ● A data dissemination policy in place and available to users ● Contact information is published ● Statistical publications, documents, and other services, including information on data charges available to users | <ul style="list-style-type: none"> ● A data bank/hub for users to access published statistics ● An advance release calendar is published |
|--|--|

Coordination among producers of economic statistics


- | | |
|---|--|
| <ul style="list-style-type: none"> ● Clearly specified responsibility of producing the Core Set² of Economic Statistics among agencies ● Plans currently being implemented or under development to improve coordination of production of economic statistics | <ul style="list-style-type: none"> ● Systems in place that allow for data sharing among data producing agencies |
|---|--|


Advocacy for economic statistics

- | | |
|--|--|
| <ul style="list-style-type: none"> ● Regular activities to enhance awareness and use of official economic statistics among users (e.g. government, universities and research organisations) ● Regular users' surveys to assess users' needs and satisfaction | <ul style="list-style-type: none"> ● Other user engagement activities |
|--|--|

¹ This national summary is based on information provided by Armenia to ESCAP as part of the Regional Programme for the Improvement of Economic Statistics in Asia and the Pacific. Further information is available at <http://communities.unescap.org/economic-statistics>

² The Core Set of Economic Statistics, including detailed descriptions of each Core Set item is available at [http://undocs.org/en/E/ESCAP/CST\(2\)/4](http://undocs.org/en/E/ESCAP/CST(2)/4)

	Statistics training
	<ul style="list-style-type: none"> ● Has a dedicated unit within the national statistical system or government that oversees staff training in general <p>Induction programmes on statistics (basic statistical concepts and processes) are organized for:</p> <ul style="list-style-type: none"> ● Statistical staff working on economic statistics in the National Statistical Office (NSO) ● Statistical staff working on economic statistics in other agencies <p>Specific training on economic statistics is provided to:</p> <ul style="list-style-type: none"> ● Statistical staff working on economic statistics in the NSO ✗ Statistical staff working on economic statistics in other agencies

	Statistical infrastructure			
	Data Quality Assessment Framework (DQAF)		Statistical Business Register (SBR)	
	<ul style="list-style-type: none"> ● A National DQAF is available ● Follows international standards ● Used to monitor quality of economic statistics output 		<ul style="list-style-type: none"> ● A Statistical Business Register (SBR) is available ✗ The SBR is not accessible by data producing agencies ● Access to the SBR among data producing agencies is limited/constrained by legislation, data confidentiality or other reasons 	
	Metadata			
	<ul style="list-style-type: none"> ● Statistical releases are accompanied with comprehensive metadata ● Metadata are accessible via a public website 			
	Key statistical collections	Frequency	Time of first release (No of months after reference period)	Support from external partners (Technical and/or financial)
	Labour Force Survey	Every quarter	3	No
	Household Income and expenditure survey	Every year	7	Yes
	Enterprise/Establishment Survey	Every month	1	No
	Population Census	Every 10 years	4	Yes
	Economic Census	Not conducted	N/A	N/A
	Agriculture Census	Every 10 years	26	Yes



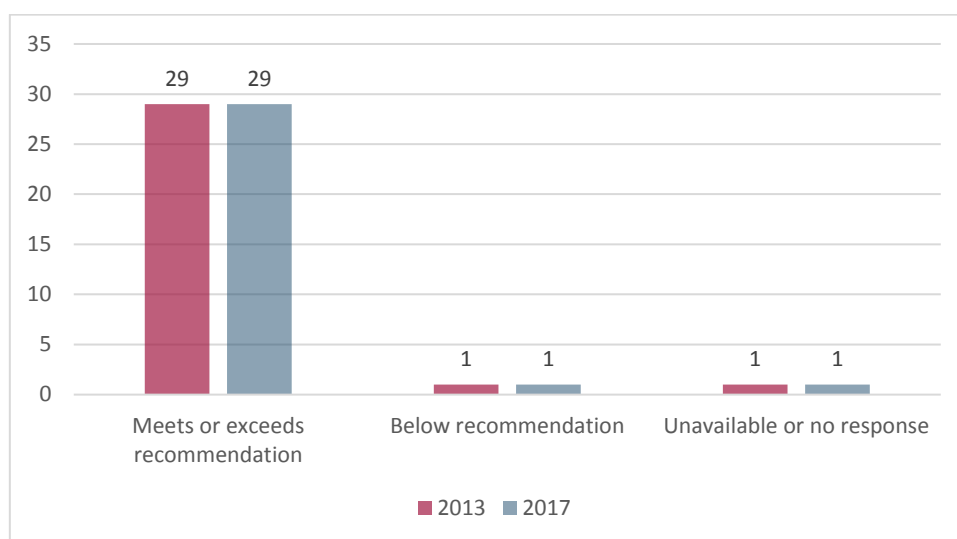
Core Set of Economic Statistics

Core Set Items		Status	Recommended frequency	Reported frequency	Reasons for unavailability
	Consumer price index	●	Quarterly	Monthly	
	Producer price index	●	Quarterly	Monthly	
	Commodity price index	X	Monthly	Not available	
	External merchandise trade price indices	●	Monthly	Monthly	
	Wages / Earnings data	●	Quarterly	Monthly	
	Labour costs index / Wage index	B	Quarterly	Annually	
	GDP (production) nominal and real	●	Quarterly	Quarterly	
	GDP (expenditure) nominal and real	●	Quarterly	Quarterly	
	External trade - merchandise	●	Monthly	Monthly	
	External trade - services	●	Quarterly	Monthly	
	STI - industry output	●	Quarterly	Monthly	
	STI - services output	●	Quarterly	Monthly	
	STI - consumer demand	●	Quarterly	Monthly	
	STI - fixed investment	●	Quarterly	Monthly	
	STI - inventories	●	Quarterly	Monthly	
	Economy structure statistics	●	Every 5 years	Every 5 years	
	Productivity	●	Annually	Annually	
		Integrated national accounts for the total economy	●	Annually	Annually
Institutional sector accounts		●	Annually	Annually	
Balance of payments		●	Quarterly	Quarterly	
International investment position		●	Annually	Quarterly	
External debt		●	Quarterly	Quarterly	
Income distribution		●	Every 5 years	Annually	
	Assets / liabilities of depository corporations	●	Monthly	Monthly	
	Broad money and credit aggregates	●	Monthly	Monthly	
	Interest rate statistics	●	Monthly	Daily	
	General government operations	●	Quarterly	Quarterly	
	General government debt	●	Quarterly	Quarterly	
	Labour supply and demand	●	Annually	Quarterly	
	Hours worked	●	Quarterly	Quarterly	
	Natural resources	●	Annually	Annually	

- - Meets or exceeds recommended frequency
- B - Below recommended frequency
- X - Unavailable or no response
- 1 - Not relevant
- 2 - Low priority/ Importance
- 3 - No/ Insufficient funding
- 4 - No/ Inadequate source data

- 5 - No/ Inadequate manpower
- 6 - Lack of skills/ expertise
- 7 - Inadequate IT systems
- 8 - No clear stakeholder and /or champion
- 9 - Other
- P - Plan to overcome constraint
- N - No plan to overcome constraint

Production of the Core Set of Economic Statistics, 2013 and 2017



Developments since 2013

- There is now an established method for identifying 'births' (new businesses);
- There is now an established method for identifying 'deaths' (business dissolution or mergers).



Statistics Division, UNESCAP

Bangkok, Thailand

Email: stat.unescap@un.org

www.unescap.org/our-work/statistics